

### Important Information

---

The fund invests primarily in fixed and floating rate securities issued by governments and companies worldwide.

- The fund is exposed to general investment risk. Investors may be subject to loss and there is no guarantee of the repayment of principal.
- The fund invests in debt securities which may be subject to interest rate, credit and counterparty risks and risk relating to below investment grade and unrated debt securities, etc.
- Investment in sovereign debt obligations may expose the fund to political, social and economic risks. The fund may suffer significant losses upon defaults by government entities.
- The fund invests in the emerging and less developed markets and may be subject to political and economic risks, legal and regulatory risks, liquidity and volatility risks, etc.
- There is no assurance that hedging strategies employed will fully eliminate the currency exposure, and hedging transactions may preclude investors from benefiting from an increase in the value of the fund currency.
- The fund may use derivatives to meet its investment objective. Derivatives exposure may involve higher credit risk and counterparty risk, liquidity risk and valuation risk. In adverse situations, the use of hedging instruments may become ineffective in hedging and the fund may suffer significant losses.

• For distribution share classes/units, the distribution rate is not guaranteed. Distribution yield is not indicative of the return of the fund. Distributions may be paid out of the capital of the fund at the Manager's discretion. This amounts to a return or withdrawal of part of the amount you originally invested or capital gains attributable to that and may result in an immediate decrease in the net asset value per share or decrease in the value of units of the relevant Distribution Units.

You should not make any investment decision solely based on this document. Please read the relevant offering document carefully for further fund details including risk factors.

### Investment Objectives

---

The Fund aims to provide income and capital growth by investing in fixed and floating rate securities issued by governments and companies worldwide. The Fund aims to mitigate losses in falling markets. The mitigation of losses cannot be guaranteed.

# Schroders Schroder International Selection Fund Global Credit Income

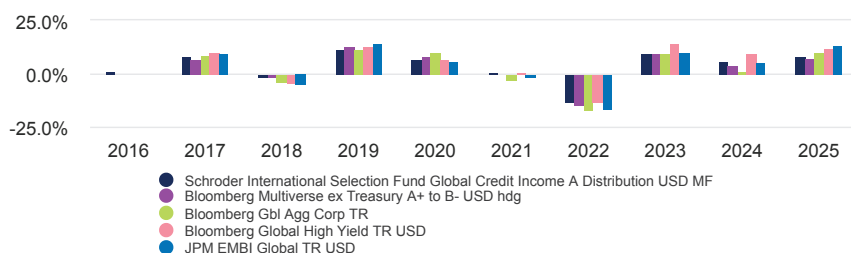
A Distribution USD | Data as at 30.04.2026

## Share class performance (Cumulative)

Performance (%)	1 month	3 months	6 months	YTD	1 year	3 years	5 years	Since inception
<b>Fund</b>	1.2	-0.4	0.8	0.0	5.7	22.2	11.1	41.1
<b>Comparator 1</b>	0.9	-0.1	0.8	0.3	5.9	19.0	7.9	37.3
<b>Comparator 2</b>	1.3	-0.9	0.8	-0.0	5.3	16.8	1.8	28.6
<b>Comparator 3</b>	2.6	0.2	2.8	1.2	10.4	36.1	23.4	61.7
<b>Comparator 4</b>	2.5	0.8	2.2	1.4	12.5	30.7	13.8	41.6

Annual Performance (%)	2021	2022	2023	2024	2025
<b>Fund</b>	0.9	-12.7	9.5	6.2	8.2
<b>Comparator 1</b>	-0.2	-14.1	9.7	4.2	7.7
<b>Comparator 2</b>	-2.9	-16.7	9.6	1.1	10.3
<b>Comparator 3</b>	1.0	-12.7	14.0	9.2	12.1
<b>Comparator 4</b>	-1.5	-16.5	10.5	5.7	13.5

## Performance over 10 years (%)



Source: Morningstar, NAV to NAV, net income reinvested, net of fees, based on Schroder International Selection Fund Global Credit Income A Distribution USD MF Units, USD. Some performance differences between the fund and the benchmark may arise as the benchmark returns are not adjusted for non-dealing days of the fund. Schroder International Selection Fund is referred to as Schroder ISF. The Fund size quoted includes all classes of the Fund. Investment involves risks. Price of units may go down as well as up. Past performance is not indicative of future performance. Please refer to the relevant offering documents for fund details including risk factors. This material is issued by Schroder Investment Management (Hong Kong) Limited and has not been reviewed by the SFC. Performance is calculated from the share class's since launch date (30.11.2016). The names of the target and comparator(s) benchmarks may be displayed in abbreviation format, please refer to the Benchmark and corporate action information section for the full benchmark names.

## Fund literature



Download the offering documents and investor notice here

## Ratings and accreditation



Please refer to the Source and ratings information section for details on the icons shown above.

## Fund facts

<b>Fund manager</b>	Martin Coucke Julien Houdain
<b>Fund launch date</b>	30.11.2016
<b>Fund base currency</b>	USD
<b>Fund size (Million)</b>	USD 8,579.05
<b>Number of holdings</b>	1413
<b>Comparator 1</b>	Bloomberg Multiverse ex Treasury A+ to B- USD hdg
<b>Comparator 2</b>	Bloomberg Gbl Agg Corp TR
<b>Comparator 3</b>	Bloomberg Global High Yield TR USD
<b>Comparator 4</b>	JPM EMBI Global TR USD
<b>Unit NAV</b>	USD 85.5796
<b>Distribution frequency</b>	Monthly
<b>Hi/Lo (past 12 mths)</b>	USD 88.4700 / USD 84.7969
<b>Annualized Return (3Y)</b>	6.91%

## Fees & expenses

<b>Initial charge up to</b>	3.00%
<b>Annual management fee</b>	1.100%
<b>Redemption fee</b>	0.00%

## Codes

<b>ISIN</b>	LU1514167136
<b>Bloomberg</b>	SCGCAIU LX

## Risk statistics & financial ratios

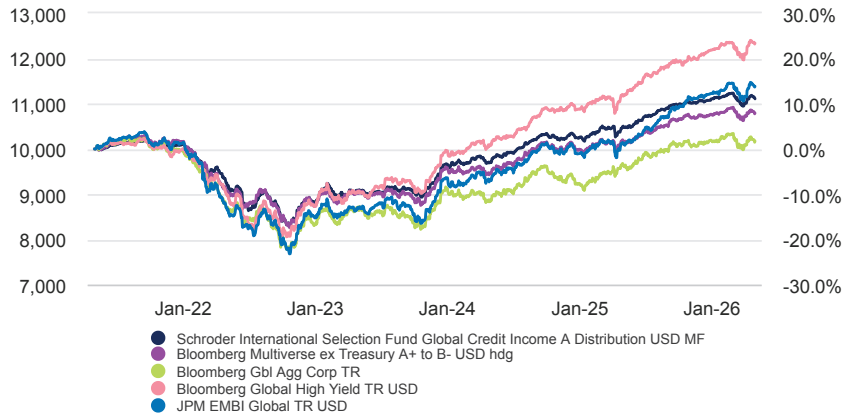
	Fund	Comparator 1
<b>Annual volatility (%) (3y)</b>	4.1	4.9
<b>Effective duration (years)</b>	5.0	-
<b>Current yield (%)</b>	5.9	-
<b>Yield to maturity (%)</b>	6.8	-

Source: Morningstar. The above ratios are based on NAV to NAV price based performance data.

# Schroders Schroder International Selection Fund Global Credit Income

A Distribution USD | Data as at 30.04.2026

## Return of USD 10,000



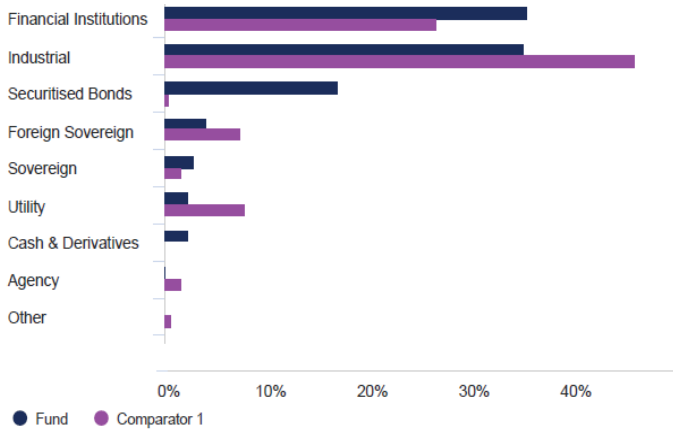
**Past Performance is not a guide to future performance and may not be repeated. The value of investments and the income from them may go down as well as up and investors may not get back the amounts originally invested. Exchange rate changes may cause the value of any overseas investments to rise or fall. Performance data does not take into account any commissions and costs, if any, charged when units or shares of any fund, as applicable, are issued and redeemed.**

The chart is for illustrative purposes only and does not reflect an actual return on any investment.

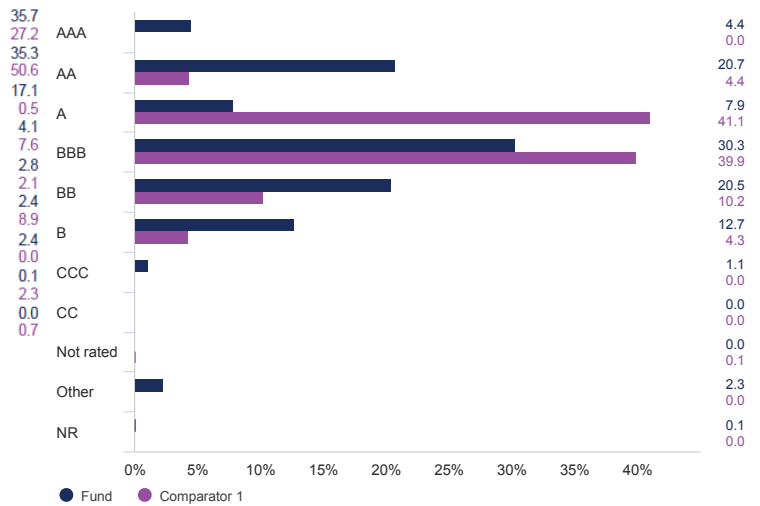
Returns are calculated NAV to NAV (which means performance does not include the effect of any initial charges), net income reinvested, net of fees.

## Asset allocation

### Sector (%)



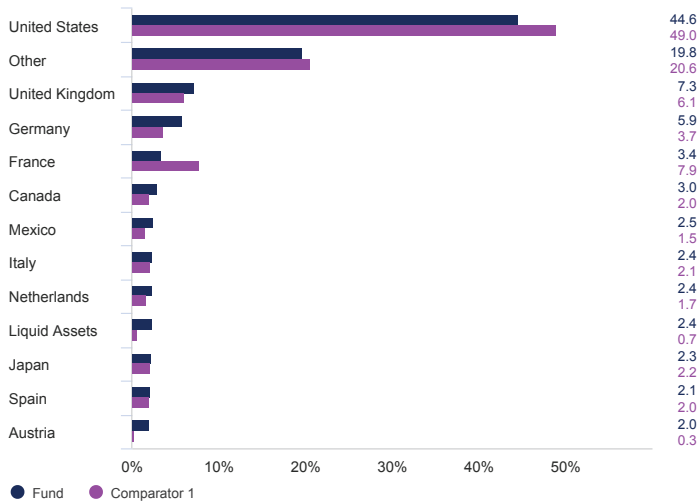
### Credit quality (%)



# Schroders Schroder International Selection Fund Global Credit Income

A Distribution USD | Data as at 30.04.2026

## Geographical breakdown (%)



## Top 10 holdings (%)

Holding name	%
FNMA 30YR UMBS FNMA5853 5.5 01-OCT-2055	2.1
GNMA2 30YR G2MB0623 5.5 20-SEP-2055	2.0
FR RQ0084 FRRQ0084 5.0 01-JAN-2056	1.4
FN MA5761 FNMA5761 6.0 01-JUL-2055	1.3
G2 MB0871 G2MB0871 5.0 20-JAN-2056	1.2
TREASURY NOTE 4.125 31-OCT-2026	1.2
FN MA5944 FNMA5944 5.0 01-JAN-2056	1.0
ARC FALCON I INC 9.75 01-MAR-2033 Reg-S (SECURED)	0.8
GNMA2 30YR G2MB0260 6.0 20-MAR-2055	0.8
MPT OPER PARTNERSP/FINL 7.0 15-FEB-2032 Reg-S (SECURED)	0.8

Source: Schroders.

Derivatives are displayed on the notional basis of the underlying exposure where possible. Due to the different treatment of derivative types, the allocation to Liquid Assets may vary between each chart. Percentages of allocation may not sum up to 100% due to rounding issue.

## Share class available

	A MF Distribution USD	A Accumulation USD	A Distribution HKD	A Distribution AUD Hedged	A Distribution CNH Hedged
<b>Distribution Policy</b>	Monthly Fixed	No Distribution	Monthly Fixed	Monthly Fixed Currency Carry	Monthly Fixed Currency Carry
<b>ISIN</b>	LU1514167136	LU1737068558	LU1514167649	LU1514168969	LU1514169009
<b>Bloomberg</b>	SCGCAIU LX	SCGCAAU LX	SCGCAIH LX	SCGAIAH LX	SCGAIRH LX
	A Accumulation EUR Hedged	A QF Distribution EUR Hedged	A MF Distribution GBP Hedged	A Accumulation SGD Hedged	A Accumulation AUD Hedged
<b>Distribution Policy</b>	No Distribution	Quarterly Fixed	Monthly Fixed	No Distribution	No Distribution
<b>ISIN</b>	LU1514167722	LU1514168027	LU1514168530	LU1865293598	LU1865293325
<b>Bloomberg</b>	SCGAAEH LX	SCGAIEH LX	SCGAIGH LX	SCGCIAS LX	SCGCIAA LX
	A Accumulation HKD				
<b>Distribution Policy</b>	No Distribution				
<b>ISIN</b>	LU2276580458				
<b>Bloomberg</b>	SCGCIAH LX				

## Benchmark and corporate action information

The fund has environmental and/or social characteristics within the meaning of Article 8 of Regulation (EU) 2019/2088 on Sustainability-related Disclosures in the Financial Services Sector (the "SFDR").

## Important information

The fund has environmental and/or social characteristics within the meaning of Article 8 of Regulation (EU) 2019/2088 on Sustainability-related Disclosures in the Financial Services Sector (the "SFDR"). For information on sustainability-related aspects of this fund please go to <https://www.schroders.com/en/global/individual/all-eu-sites/>

Morningstar Rating as at 4/30/2026: © Morningstar 2025. All Rights Reserved. The information contained herein: (1) is proprietary to Morningstar and/or its content providers; (2) may not be copied or distributed; and (3) is not warranted to be accurate, complete or timely. Neither Morningstar nor its content providers are responsible for any damages or losses arising from any use of this information. Past performance is no guarantee of future results.

**Important Information:**

The fund invests primarily in fixed and floating rate securities issued by governments and companies worldwide.

1. The fund is exposed to general investment risk. Investors may be subject to loss and there is no guarantee of the repayment of principal.
2. The fund invests in debt securities which may be subject to interest rate, credit and counterparty risks and risk relating to below investment grade and unrated debt securities, etc.
3. Investment in sovereign debt obligations may expose the fund to political, social and economic risks. The fund may suffer significant losses upon defaults by government entities.
4. The fund invests in the emerging and less developed markets and may be subject to political and economic risks, legal and regulatory risks, liquidity and volatility risks, etc.
5. There is no assurance that hedging strategies employed will fully eliminate the currency exposure, and hedging transactions may preclude investors from benefiting from an increase in the value of the fund currency.
6. The fund may use derivatives to meet its investment objective. Derivatives exposure may involve higher credit risk and counterparty risk, liquidity risk and valuation risk. In adverse situations, the use of hedging instruments may become ineffective in hedging and the fund may suffer significant losses.
7. For distribution share classes/units, the distribution rate is not guaranteed. Distribution yield is not indicative of the return of the fund. Distributions may be paid out of the capital of the fund at the Manager's discretion. This amounts to a return or withdrawal of part of the amount you originally invested or capital gains attributable to that and may result in an immediate decrease in the net asset value per share or decrease in the value of units of the relevant Distribution Units.

You should not make any investment decision solely based on this document. Please read the relevant offering document carefully for further fund details including risk factors.

# Schroder ISF Global Credit Income

Blending the right mix for  
changing investment climates

31 March 2026



Schroders

# Schroder ISF Global Credit Income aims to deliver a stable stream of income in all market environments by investing dynamically across the global bond market. The fund also focuses on managing risk to mitigate volatility.

## Why invest in the Schroder ISF Global Credit Income?

**Fixed payout of 6.5% p.a (Applicable to A Dis USD and HKD MF classes. Dividend may be paid out of capital<sup>(pay attention to important information 7)</sup>^**

Bonds are popular investments for people seeking income. In the current interest rate environment, which may remain high for a period of time, the fund can explore various opportunities in the global bond market by allocating to different types of bonds, aiming for relatively attractive income and balanced risk. The fund's primary objective is to maintain sustainable and attractive distribution payments, and intends to make a fixed payout of 6.5% per annum^.

**6.5%<sup>^</sup>**

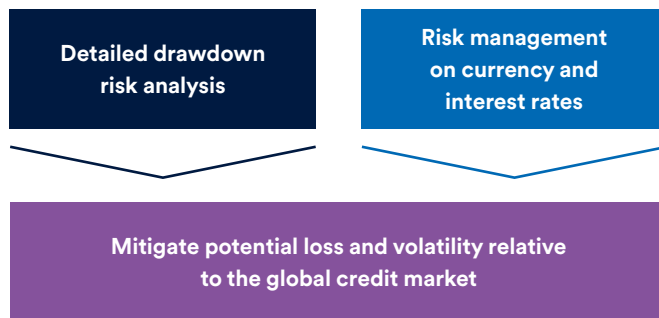
### Flexibility in investing across a wide range of bonds and credits

Managed with a benchmark-unconstrained approach, the fund is not tied down to an index and therefore not limited to what bonds it can invest in. Bonds of different types and regions offer different levels of potential return. We can invest across the global bond market wherever we find attractive income opportunities. We aim to deliver a consistent and attractive level of income in all market environments by investing freely across the global bond spectrum, including investment grade, high yield, and emerging market sovereign and municipal bonds, asset-backed securities, and so on. Having a broad investment universe also helps us diversify risk effectively.



### Rigorous risk management to mitigate volatility

We recognise that investors seeking income can be more sensitive to capital loss. Dynamic asset allocation informed by scenario correlation analysis allows the fund to reduce risk during market downturns by building a well-diversified bond portfolio. Detailed drawdown risk analysis as well as risk management on currency and interest rates are incorporated with an aim to help the fund mitigate potential loss and volatility relative to the global credit market.



# Schroder ISF Global Credit Income

## Fund features

- A Distribution share class offers a fixed payout<sup>^</sup> (for details refer to the table below)
- Flexible allocation across a broad range of bonds and credits to adapt to different market environments
- Active risk management to mitigate volatility

## Available share classes and distribution policy & frequency

Share classes	ISIN code	Bloomberg ticker	Distribution policy	Distribution frequency
A Dis – USD MF	LU1514167136	SCGCAIU LX	Fixed, 6.50% p.a.	Monthly
A Dis – HKD MF	LU1514167649	SCGCAIH LX	Fixed, 6.50% p.a.	Monthly
A Dis – GBP Hedged MF	LU1514168530	SCGAIGH LX	Fixed, 5.50% p.a.	Monthly
A Dis – AUD Hedged MFC	LU1514168969	SCGAIAH LX	Variable	Monthly
A Dis – RMB Hedged MFC	LU1514169009	SCGAIRH LX	Variable	Monthly
A Dis – EUR Hedged QF	LU1514168027	SCGAIEH LX	Fixed, 4.50% p.a.	Quarterly
A Acc – USD	LU1737068558	SCGCAAU LX	N/A	N/A
A Acc – EUR Hedged	LU1514167722	SCGAAEH LX	N/A	N/A

## Dividend distribution record<sup>^</sup>

Share classes	Distribution per share	Price on record date	Last record date
A Dis – USD MF	0.464188	85.6964	25/03/2026
A Dis – HKD MF	3.748491	692.0291	25/03/2026
A Dis – GBP Hedged MF	0.391162	85.3446	25/03/2026
A Dis – AUD Hedged MFC	0.650822	118.1199	25/03/2026
A Dis – RMB Hedged MFC	2.119590	595.9116	25/03/2026
A Dis – EUR Hedged QF	0.926309	82.3386	25/03/2026

## Upcoming distribution record date of distribution share classes

29/04/2026	27/05/2026	24/06/2026
------------	------------	------------

Note: The distribution record date may subject to change.

## Fund performance

Cumulative performance (%)	YTD	3mth	1Yr	3Yrs	5Yrs	Since inception
Fund	-1.1	-1.1	4.9	22.1	10.4	39.5

Annual performance (%)	2025	2024	2023	2022	2021
Fund	8.2	6.2	9.5	-12.7	0.9

Source: Morningstar.

## Key information

<b>Fund objective</b>	The fund aims to provide income and capital growth by investing in fixed and floating rate securities issued by governments and companies worldwide. The fund aims to mitigate losses in falling markets. The mitigation of losses cannot be guaranteed.
<b>NAV per share (class A Dis)</b>	USD 85.0563
<b>Hi/Lo (past 12 mths, class A Dis)</b>	USD 88.4700 / 84.7969
<b>Fund manager</b>	Martin Coucke; Julien Houdain
<b>Launch date</b>	30/11/2016
<b>Fund size (million)</b>	USD 8,519.10
<b>Initial charge up to (class A)</b>	3%
<b>Management fee (class A)</b>	1.1% p.a.
<b>Dealing frequency</b>	Daily
<b>Financial year end</b>	31/12

Note: The fund has environmental and/or social characteristics within the meaning of Article 8 of Regulation (EU) 2019/2088 on Sustainability-related Disclosures in the Financial Services Sector (the "SFDR"). For information on sustainability-related aspects of this fund please go to [www.schroders.com](http://www.schroders.com) Schroder International Selection Fund is referred to as Schroder ISF.

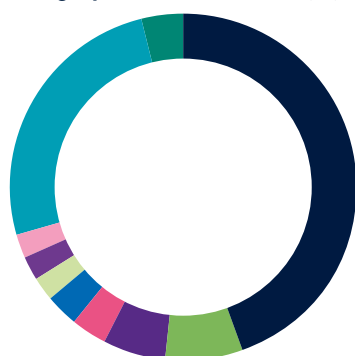
<sup>^</sup>The manager will make distributions in respect of distribution units. The manager has the sole and absolute discretion to vary the rate and/or frequency of distributions, subject to one month's prior notice to the relevant unitholders. Distribution yield is not indicative of the return of the fund. Distributions may be paid from capital of the fund. Investors should note that where the payment of distributions are paid out of capital, this represents and amounts to a return or withdrawal of part of the amount you originally invested or capital gains attributable to that and may result in an immediate decrease in the value of units. For details of the distribution policy and frequency of all share classes, please refer to the distribution policy & frequency table.

## The fund offers an investment choice for investors who

- wish to enjoy a fixed payout<sup>^</sup>
- look for active asset management that aims to maximise yield over an economic cycle
- are positive on the potential growth around the world

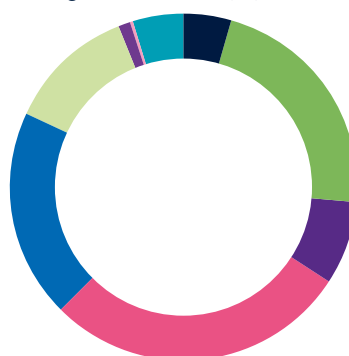
Note: Investors should consider your own investment objective and risk tolerance level and seek independent professional advice.

### Geographical breakdown# (%)



	Weights (%)
● United States	44.7
● United Kingdom	7.0
● Germany	6.0
● France	3.4
● Canada	2.8
● Italy	2.4
● Netherlands	2.3
● Japan	2.1
● Other	25.5
● Liquid Assets	3.8

### Rating breakdown# (%)



	Weights (%)
● AAA	4.5
● AA	22.1
● A	7.7
● BBB	28.5
● BB	19.3
● B	12.1
● CCC	1.0
● Not rated	0.2
● Others	4.7

### Top holdings

	Weights (%)
FNMA 30YR UMBS FNMA5853 5.5 01-OCT-2055	2.2
GNMA2 30YR G2MB0623 5.5 20-SEP-2055	2.0
FR RQ0084 FRRQ0084 5.0 01-JAN-2056	1.4
FN MA5761 FNMA5761 6.0 01-JUL-2055	1.4
G2 MB0871 G2MB0871 5.0 20-JAN-2056	1.2
TREASURY NOTE 4.125 31-OCT-2026	1.2
FN MA5944 FNMA5944 5.0 01-JAN-2056	1.0
GNMA2 30YR G2MB0260 6.0 20-MAR-2055	0.9
ARC FALCON I INC 9.75 01-MAR-2033 Reg-S (SECURED)	0.8
TREASURY NOTE 4.875 30-APR-2026	0.8

#Percentages of allocation may not sum up to 100% due to rounding issue.

All fund information as at 31/03/2026. Source: Schroders unless stated otherwise. Fund performance based on A Dis USD MF class. NAV-NAV in USD with net income re-invested, net of fees. The fund size quoted includes all classes of the fund. Performance is calculated from the share class' since launch date (30/11/2016).

Investment involves risks. Past performance is not indicative of future performance. Please refer to the relevant offering documents for fund details including risk factors. This material, including the website, is issued by Schroder Investment Management (Hong Kong) Limited and has not been reviewed by the SFC.

Management Company: Schroder Investment Management (Europe) S.A., 5, rue Höhenhof, L-1736 Senningerberg, Grand Duchy of Luxembourg

Supervisory Authority: Commission de Surveillance du Secteur Financier, 110, route d'Arlon, L-2991 Luxembourg. 614239

**IMPORTANT: This letter is important and requires your immediate attention. If you have any questions about the content of this letter, you should seek independent professional advice. Schroder Investment Management (Europe) S.A., as the Management Company to Schroder International Selection Fund, accepts full responsibility for the accuracy of the information contained in this letter and confirms, having made all reasonable enquiries, that to the best of its knowledge and belief there are no other facts the omission of which would make any statement misleading.**

**25 March 2026**

Dear Shareholder,

**Schroder International Selection Fund (the "Company") – changes to the distribution policy of certain share classes (the "Share Classes")**

We are writing to inform you that, following a recent review, we have decided to change the distribution policy for some of the Share Classes of the following sub-funds: **Dynamic Income, Emerging Markets Debt Total Return, Global Credit Income and Multi-Asset Growth and Income** (each a "Fund" and together the "Funds").

The changes to the distribution policy for each affected Share Classes are listed in the Appendix to this letter. The distribution frequency of the Share Classes will not change.

These changes will come into effect for the monthly distributions due to be paid on 13 May 2026 and the quarterly distributions due to be paid on 6 July 2026 based on the number of shares held by shareholders in the relevant Share Classes on the record date 29 April 2026 for the monthly distributions and 24 June 2026 for the quarterly distributions and will apply to all distributions going forward.

**Background and rationale**

We periodically review the distribution Share Classes and reserve the right to make changes.

The Share Classes fees will remain unchanged and the costs of making these changes including regulatory and shareholder communication costs will be borne by Schroder Investment Management (Europe) S.A. which is the Company's management company.

Please note that distributions may be paid out of capital and reduce the relevant Fund's net asset value. Please refer to the Hong Kong offering documents of the Company for the relevant risks relating to distributions paid out of capital. The information on the dividend compositions of the Share Classes will continue to be available from Schroder Investment Management (Hong Kong)

Limited, i.e. the Hong Kong Representative of the Company, on request and on the Schroders' Internet site ([www.schroders.com.hk](http://www.schroders.com.hk)<sup>1</sup>).

Save as disclosed above, (i) all other key features of the Funds (including fees chargeable in respect of the Funds as stated in the Hong Kong offering documents) will remain the same; (ii) there will be no change to the risks applicable to the Funds; and (iii) there will also be no material change in the operation and/or manner in which the Funds are being managed as a result of the changes set out above. The changes are not expected to materially prejudice the rights or interests of existing investors.

The Hong Kong offering documents of the Company will be revised to reflect the relevant changes and will be available free of charge at [www.schroders.com.hk](http://www.schroders.com.hk)<sup>2</sup> or upon request from the Hong Kong Representative of the Company, Schroder Investment Management (Hong Kong) Limited.

### **Redeeming or switching your shares to another Schroders fund**

We hope that you will choose to remain invested in the Funds following these changes, but if you do wish to redeem your holding in the Funds or to switch into another of the Company's sub-funds authorized by the Securities and Futures Commission ("**SFC**")<sup>3</sup> or share classes of the Funds before the changes become effective, you may do so at any time up to and including the dealing cut-off at 5:00 p.m. Hong Kong time on 29 April 2026 for the monthly distributions and 24 June 2026 for the quarterly distributions.

Please ensure that your redemption or switch instruction reaches the Hong Kong Representative or the Company's transfer agent's delegate, The Hongkong and Shanghai Banking Corporation Limited (the "**Delegate**") before this deadline. We or the Delegate will execute your redemption or switch instructions in accordance with the provisions of the Company's Hong Kong offering documents, free of charge, although in some countries local paying agents, correspondent banks or similar agents might charge transaction fees. Local intermediaries might also have a local dealing cut-off which is earlier than that described above, so please check with them to ensure that your instructions reach the Hong Kong Representative or the Delegate before the dealing cut-off at 5:00 p.m. Hong Kong time on 29 April 2026 for the monthly distributions and 24 June 2026 for the quarterly distributions.

We advise shareholders to read the Funds' latest product key facts statements and the Company's offering documents, which are available at [www.schroders.com.hk](http://www.schroders.com.hk)<sup>4</sup>. If you have any questions or would like more information, please contact your usual professional advisor or the Hong Kong Representative at Level 33, Two Pacific Place, 88 Queensway, Hong Kong or calling the Schroders Investor Hotline on (+852) 2869 6968.

Yours faithfully,

**The Board of Directors**

---

<sup>1</sup> This website has not been reviewed by the SFC.

<sup>2</sup> This website has not been reviewed by the SFC.

<sup>3</sup> SFC authorization is not a recommendation or endorsement of a scheme nor does it guarantee the commercial merits of a scheme or its performance. It does not mean the scheme is suitable for all investors nor is it an endorsement of its suitability for any particular investor or class of investors.

<sup>4</sup> This website has not been reviewed by the SFC.

**Appendix**

List of Share Classes with changing distribution policies in the Funds:

**Dynamic Income**

Share class	Share class currency	Current distribution rate per month	Future distribution rate per month
A USD Dis MF2	USD	USD 0.5833/share per month paid monthly	USD 0.7525/share per month paid monthly
A RMB Hedged Dis MF2	RMB Hedged	RMB 0.5833/share per month paid monthly	RMB 0.7525/share per month paid monthly

**Emerging Markets Debt Total Return**

Share class	Share class currency	Current distribution rate per annum	Future distribution rate per annum
A USD Dis QF	USD	4.00% per annum paid quarterly	6.50% per annum paid quarterly
A1 USD Dis MF	USD	4.00% per annum paid monthly	6.50% per annum paid monthly
A1 AUD Hedged Dis MF	AUD Hedged	4.00% per annum paid monthly	6.50% per annum paid monthly
A EUR Hedged Dis QF	EUR Hedged	4.00% per annum paid quarterly	5.50% per annum paid quarterly
A1 EUR Hedged Dis MF	EUR Hedged	4.00% per annum paid monthly	5.50% per annum paid monthly

**Global Credit Income**

Share class	Share class currency	Current distribution rate per annum	Future distribution rate per annum
A GBP Hedged Dis MF	GBP Hedged	5.50% per annum paid monthly	6.50% per annum paid monthly

**Multi-Asset Growth and Income**

Share class	Share class currency	Current distribution rate per annum	Future distribution rate per annum
A RMB Hedged Dis MFC*	RMB Hedged	5.00% per annum paid monthly with currency carry*	8.00% per annum paid monthly with currency carry*

A RMB Hedged Dis MF2C*	RMB Hedged	8.00% per annum paid monthly with currency carry*	10.00% per annum paid monthly with currency carry*
A GBP Hedged Dis MF	GBP Hedged	4.50% per annum paid monthly	8.00% per annum paid monthly

*\* This refers to the premium or discount that may apply to the distribution. Distributions may include a premium when the interest rate of a currency hedged share class is higher than the Fund's base currency interest rate. Consequently, when the interest rate of a currency hedged share class is lower than the Fund's base currency interest rate, the dividend may be discounted. The level of premium or discount is determined by differences in interest rates and is not part of the Fund's investment objective or investment policy.*

According to the provisions of the Company's prospectus, distribution Share Classes may be issued with different distribution frequencies or attributes which are designated as follows:

Distribution frequency: M = monthly, Q = quarterly, S = semi-annual, A = annual

Distribution type: F = fixed or V = variable

Issuer: Schroder Investment Management (Europe) S.A.

April 2026

*This statement provides you with key information about this product.**This statement is a part of the offering document.**You should not invest in this product based on this statement alone.***Quick facts****Management company:** Schroder Investment Management (Europe) S.A.**Investment manager:** Schroder Investment Management Limited, located in the United Kingdom, internal delegation**Sub-investment manager(s) and sub-delegate(s), if any:** Internal delegation to one or more sub-investment manager(s) (if any) and sub-delegate(s) (if any) as described in the section headed "Sub-Investment Managers and Sub-Delegates" in the Hong Kong Covering Document. The list of the latest sub-investment manager(s) and sub-delegate(s) of the fund will be provided on request and shall be further disclosed in the periodic reports of Schroder International Selection Fund.**Depository:** J.P. Morgan SE – Luxembourg Branch

<b>Ongoing charges over a year*:</b>				
	Class A USD Dis MF	1.38%	Class A HKD Dis MF	1.38%
	Class A EUR Hedged Acc	1.41%	Class A EUR Hedged Dis QF	1.41%
	Class A GBP Hedged Dis MF	1.41%	Class A AUD Hedged Dis MFC	1.41%
	Class A RMB Hedged Dis MFC	1.41%	Class A USD Acc	1.38%
	Class A GBP Hedged Acc	1.42%	Class A AUD Hedged Acc	1.41%
	Class A1 USD Dis MF	1.88%	Class A1 USD Acc	1.88%
	Class A USD Dis MV	1.38%	Class A1 EUR Hedged Dis MF	1.91%
	Class A1 USD Dis MV	1.88%	Class A HKD Acc	1.39%
	Class A EUR Hedged Dis MV	1.42%	Class A GBP Hedged Dis MV	1.41%
	Class A HKD Hedged Acc	1.45%	Class A HKD Hedged Dis MV	1.45%

**Dealing frequency:** Daily**Base currency:** USD

**Dividend policy:** A and A1 Accumulation share classes – Dividend will not be distributed but will be reinvested into the fund.

A and A1 Distribution share classes – The board of directors generally has discretion as to whether or not to make any distribution save for the distribution share classes with fixed dividend policy which are subject to the disclosures below. This distribution frequency and attributes are indicated in the share class designation as follows:

M = monthly, Q = quarterly, S = semi-annual, A = annual,

Currency carry#: C

Distributions may be paid out of capital and reduce the fund's net asset value.

In respect of distribution share classes with fixed dividend policy, the distribution amount per share is calculated as follows: dividend rate ÷ distribution frequency over a year × net asset value per share on the record date<sup>Δ</sup>. Details of the distribution share classes with fixed dividend policy are set out below:

Fixed Distribution Share Class	Currency	Distribution Frequency over a year	Dividend Rate
Class A USD Dis MF	USD	Monthly (12)	6.50% per annum
Class A HKD Dis MF	HKD	Monthly (12)	6.50% per annum
Class A EUR Hedged Dis QF	EUR	Quarterly (4)	4.50% per annum
Class A GBP Hedged Dis MF	GBP	Monthly (12)	5.50% per annum
Class A1 USD Dis MF	USD	Monthly (12)	6.50% per annum
Class A1 EUR Hedged Dis MF	EUR	Monthly (12)	EUR 0.350 per share

Investors should note that a positive distribution yield does not imply a positive return. The board of directors will periodically review fixed distribution share classes and reserves the right to make changes.

**Financial year end of this fund:** 31 December

**Minimum investment:** A and A1 share classes: Initial – EUR1,000 or USD1,000 (or equivalent); Subsequent investment – EUR1,000 or USD1,000 (or equivalent)

\* The ongoing charges figure is based on the expenses for the year ended 31 December 2025. This figure may vary from year to year.

# This refers to the premium or discount that may apply to the distribution. Distributions may include a premium when the interest rate of a currency hedged share class is higher than the fund's base currency interest rate. Consequently when the interest rate of a currency hedged share class is lower than the fund's base currency interest rate, the dividend may be discounted. The level of premium or discount is determined by differences in interest rates and is not part of the fund's investment objective or investment policy.

<sup>Δ</sup> Not applicable to Class A1 EUR Hedged Dis MF, which will distribute the dividends based on a fixed amount per share.

## What is this product?

This is a sub-fund of Schroder International Selection Fund, a mutual fund domiciled in Luxembourg and its home regulator is Commission de Surveillance du Secteur Financier.

## Objectives and investment strategy

### Investment Objective

The fund aims to provide income and capital growth by investing in fixed and floating rate securities issued by governments and companies worldwide. The fund aims to mitigate losses in falling markets. The mitigation of losses cannot be guaranteed.

Investment Policy

The fund is actively managed and invests at least two-thirds of its assets in fixed and floating rate investment grade and high yield securities issued by governments, government agencies, supra-nationals and companies worldwide, including emerging market countries.

The fund may invest:

- in excess of 50% of its assets directly or indirectly (including via credit default swaps and credit default swap indices) in securities that have a below investment grade credit rating (as measured by Standard & Poor's or any equivalent grade of other credit rating agencies for rated bonds and implied Schroders ratings for non-rated bonds);
- less than 30% of its assets in asset-backed securities and mortgage-backed securities (including agency mortgage-backed securities and with a maximum of 10% of the fund's assets in non-agency mortgage-backed securities and asset-backed securities);
- up to 15% of its assets in convertible bonds (including contingent convertible bonds); and
- up to 10% of its assets in open-ended investment funds.

The investment manager will assess credit risks of fixed income instruments based on quantitative and qualitative fundamentals, including without limitation the issuer's leverage, operating margin, return on capital, interest coverage, operating cash flows, industry outlook, firm's competitive position and corporate governance issue. For this purpose, if the relevant security does not itself have a credit rating, then reference can be made to the rating of the issuer of the security. If both the security and the relevant issuer are not rated, then the security will be classified as unrated.

The fund may invest up to 40% of its net asset value in emerging market debt (fixed and floating rate) securities.

The investment manager aims to mitigate losses by diversifying the fund's asset allocation away from areas of the market identified as having a high risk of material negative return.

The fund may also invest up to one-third of its assets directly or indirectly in other securities (including other asset classes), countries, regions, industries or currencies, warrants and money market investments, and hold cash (subject to the restrictions provided in Appendix I to the Prospectus).

It is the current intention of the investment manager that the fund will not invest more than 10% of its net asset value in securities issued by or guaranteed by any single country with a credit rating below investment grade.

The fund may invest less than 30% of its net asset value in debt instruments issued by financial institutions with loss-absorption features (e.g. contingent convertible bonds, Additional Tier 1, Tier 1 and Tier 2 capital notes, senior non-preferred notes, senior and subordinated bonds issued by holding companies of a financial institution). These instruments may be subject to contingent write-down or contingent conversion to ordinary shares on the occurrence of trigger events.

The fund may invest up to 10% of its net asset value in insurance-linked securities ("ILS"), such as catastrophe bonds, issued outside Hong Kong and/or any ILS-related products, such as derivatives or structured products whose returns are linked to the performance of any ILS and collective investment schemes whose investment objective or principal investment strategy is investing in ILS. For the avoidance of doubt, the fund will not invest in ILS issued in Hong Kong and their repackaged products and derivatives.

Under exceptional circumstances (e.g. market crash or major crisis), the fund may be invested temporarily up to 100% of its net asset value in liquid assets such as bank deposits, certificates of deposit, commercial paper and treasury bills for cash flow management.

The fund may use derivatives, long and short, with the aim of achieving investment gains, reducing risk or managing the fund more efficiently.

Derivatives may be employed for instance to generate additional income from exposure to credit risk in purchasing or selling protection through credit default swaps, adjusting the fund's duration through the tactical use of interest related derivatives, generating additional income through inflation or volatility linked derivatives or increasing its currency exposure through the use of currency related derivatives. Derivatives could also be employed to create synthetic instruments. Such derivatives include over-the-counter and/or exchange traded options, futures, warrants, swaps, forward contracts and/or a combination of the above.

The fund maintains a higher overall sustainability score than Bloomberg Multiverse ex Treasury A+ to B- USD Hedged index, based on the investment manager's rating system.

The fund will have no or limited Renminbi (RMB) denominated underlying investments.

#### Benchmark

The fund does not have a target benchmark. The fund's performance should be compared against the Bloomberg Multiverse ex Treasury A+ to B- USD Hedged index, the Bloomberg Global Aggregate Corporate USD index, the Bloomberg Global High Yield USD index, and the JP Morgan EMBI Global Total Return index. The comparator benchmarks are only included for performance comparison purposes and do not determine how the investment manager invests the fund's assets. The fund's investment universe is expected to overlap materially with the components of the comparator benchmarks. The Bloomberg Multiverse ex Treasury A+ to B- USD Hedged index is also used for sustainability score comparison. The benchmark(s) does/do not take into account the environmental and social characteristics or sustainable objective (as relevant) of the fund.

#### **Use of derivatives / investment in derivatives**

The fund's net derivative exposure may be up to 50% of the fund's net asset value.

#### **What are the key risks?**

**Investment involves risk. Please refer to the offering document for details including the risk factors.**

##### **1. General investment risk**

The fund's investment portfolio may fall in value due to any of the key risk factors below and therefore your investment in the fund may suffer losses. There is no guarantee of the repayment of principal.

##### **2. Risk relating to investment in debt securities**

- **Credit and counterparty risk**— Investment in debt securities is subject to the credit/default risk of the issuer which may also adversely affect the settlement of the securities.
- **Interest rate risks**— Investment in the fund is subject to interest rate risk. In general, the prices of debt securities rise when interest rates fall, whilst their prices fall when interest rates rise.
- **Below investment grade and unrated debt securities** — Investments in fixed income securities below investment grade or unrated are generally subject to higher degree of counterparty risk, credit risk, volatility risk, liquidity risk and risk of loss of principal and interest than higher rated securities.
- **Credit ratings risk**— Credit ratings assigned by rating agencies are subject to limitations and do not guarantee the creditworthiness of the security and/or issuer at all times.
- **Credit downgrading risk**— The credit rating of debt securities or their issuers may subsequently be downgraded. In the event of such downgrading, the value of the fund may be adversely affected.

The investment manager may not be able to dispose of such securities immediately and the fund may therefore be subject to additional risk of loss.

- **Liquidity and volatility risk**— Securities not listed or rated or actively traded may have low liquidity and higher volatility. The prices of such securities may be subject to fluctuations. The bid and offer spread of their price may be high and the fund may therefore incur significant trading costs and may even suffer losses when selling such instruments.
- **Valuation risk**— Valuation of the fund's investment may involve uncertainties and judgmental determinations. If such valuation turns out to be incorrect, this may affect the net asset value calculation of the fund.

### 3. Sovereign debt risk

Investment in sovereign debt obligations issued or guaranteed by governments or their agencies of certain developing countries and certain developed countries may expose the fund to political, social and economic risks. A government entity's willingness or ability to repay principal and interest due in a timely manner may be affected by various factors. In the event that a government entity defaults on its sovereign debt, holders of sovereign debt, including the fund, may be requested to participate in the rescheduling of such debt and to extend further loans to the relevant government entity. The fund may suffer significant losses in such events.

### 4. Emerging and less developed markets risk

The fund may invest in emerging and less developed markets. Investing in emerging and less developed markets is subject to greater risks than investing in securities of developed countries such as ownership and custody risks, political and economic risks, market and settlement risks, liquidity and volatility risk, legal and regulatory risks, taxation risk, execution and counterparty risk, and currency risk, which may adversely affect the net asset value per share of the fund and investors may as a result suffer losses.

### 5. Derivatives

The fund may use derivatives to meet its specific investment objective. There is no guarantee that the performance of derivatives will result in a positive effect for the fund. Derivative exposure may lead to a high risk of significant capital loss. Risks associated with derivatives include credit risk and counterparty risk, liquidity risk, valuation risk, volatility risk, over-the-counter transaction risks and hedging risk. The leverage element/component of derivatives can result in a loss significantly greater than the amount invested in the derivatives by the fund. There is no guarantee that the desired hedging instruments will be available or hedging techniques will achieve their desired result. In adverse situations, the use of hedging instruments may become ineffective in hedging and the fund may suffer significant losses.

### 6. Risks relating to distributions

- For distribution share classes with a general dividend policy, expenses will be paid out of capital rather than out of gross income. The amount of distributable income therefore increases and the amount so increased may be considered to be dividend paid out of capital; capital growth will be reduced and in periods of low growth capital erosion may occur.
- Distribution share classes with a fixed dividend policy will distribute the dividends based on a fixed amount or fixed percentage of the net asset value per share (where applicable). This may result in share classes with fixed distributions paying out both income and capital in distribution payments where the net distributable income is lower than the amount of dividend payment, or not substantially distributing all the investment income which a share class has earned.
- Investments in distribution share classes with fixed dividend policy are not an alternative to a savings account or fixed-interest paying investment. The percentage or amount of distributions paid by distribution share classes with fixed dividend policy is unrelated to expected or past

income or returns of these share classes or the fund. The distribution can thus be higher or lower than the income and return that were effectively realised.

- Distribution share classes with fixed dividend policy will continue to distribute in periods that the fund has negative returns or is making losses by making distribution out of capital, which further reduces the net asset value of the distribution share classes with fixed dividend policy. In extreme circumstances, investors may not be able to get back the original investment amount.
- Investors should note that a positive distribution yield does not imply a positive return. Distribution share classes with a fixed dividend policy do not distribute a fixed amount (except for the share classes with a stated fixed dividend amount, as appropriate) and the constant percentage of distribution results in higher absolute distributions when the net asset value of the relevant distribution share classes with fixed dividend policy is high, and lower absolute distributions when the net asset value of the relevant distribution share classes with fixed dividend policy is low.
- **You should note that in the circumstances where the payment of distributions are paid out of capital, this represents and amounts to a return or withdrawal of part of the amount you originally invested or capital gains attributable to that and may result in an immediate decrease in the net asset value per share.**
- The distribution amount and net asset value of the currency hedged share class may be adversely affected by differences in the interest rates of the reference currency of the currency hedged share classes and the fund's base currency, resulting in an increase in the amount of distribution that is paid out of capital and hence a greater erosion of capital than other non-currency hedged share classes.

#### 7. Risks relating to hedging and the hedged classes

- In respect of the share classes which the management company of the fund has the ability to fully hedge the shares of such share classes in relation to the fund currency, currency exposures or currency hedging transactions within the fund's portfolio will not be considered. The aim of a currency hedged share class is to provide you with the performance returns of the fund's investments by reducing the effects of exchange rate fluctuations between the fund currency and the reference currency. However there is no assurance that the hedging strategies employed will be effective in fully eliminating the currency exposure to the reference currency thereby delivering performance differentials that are reflective only of interest rate differences adjusted for fees.
- Where undertaken, the effects of this hedging will be reflected in the net asset value and, therefore, in the performance of such share class. Similarly, any expenses arising from such hedging transactions will be borne by the share class in relation to which the expenses have been incurred.
- It should be noted that, where relevant, these hedging transactions may be entered into whether the reference currency is declining or increasing in value relative to the relevant fund currency and so, where such hedging is undertaken it may substantially protect investors in the relevant share class against a decrease in the value of the fund currency relative to the reference currency, but it may also preclude investors from benefiting from an increase in the value of the fund currency.

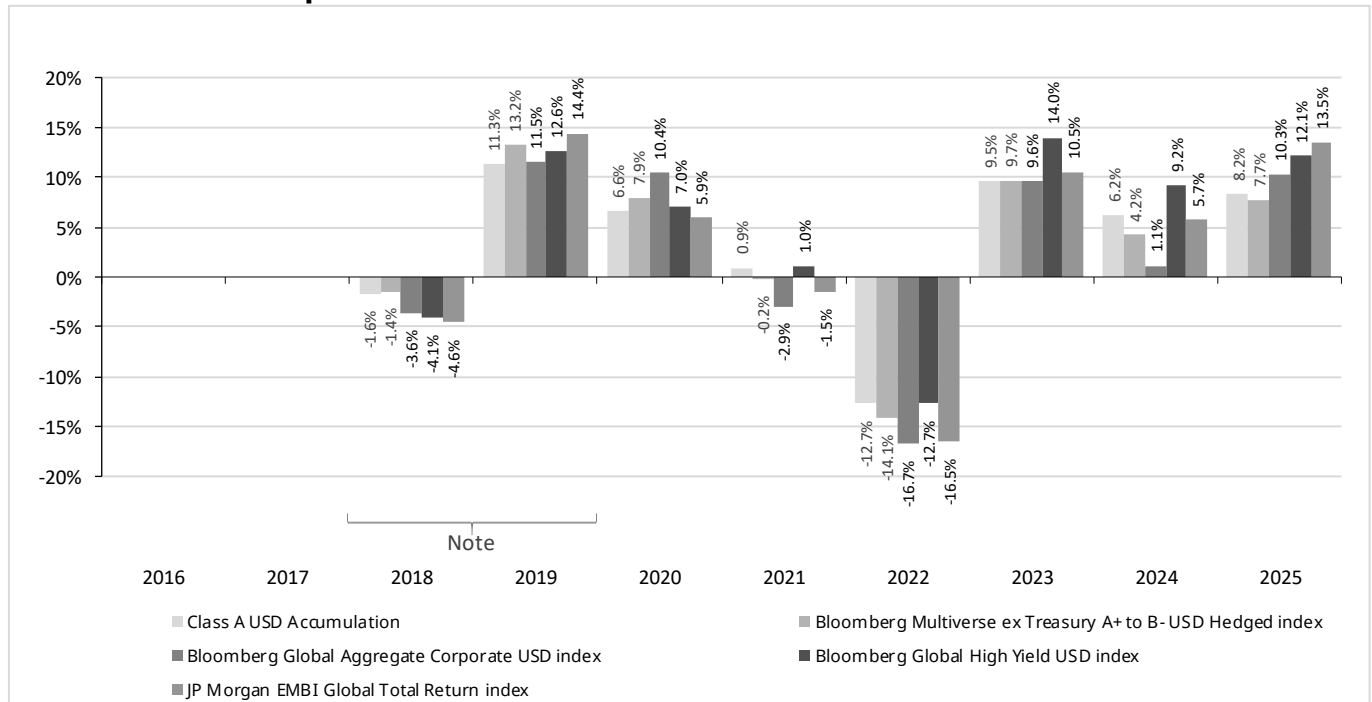
#### 8. Currency risks

Assets and share classes may be denominated in currencies other than USD and some may not be freely convertible. The fund may be adversely affected by changes in foreign exchange rates and exchange rate controls of the currencies in which securities are held, the reference currencies of the share classes and the US Dollar. This exposes all share classes of the fund to exchange rate fluctuations and currency risk. It may not be practicable or possible to hedge against such foreign exchange/currency risk exposure.

**9. RMB Currency Risk and RMB share classes related risk**

- RMB is currently not freely convertible and is subject to foreign exchange control policies and restrictions.
- There can be no assurance that RMB will not be subject to depreciation. Any depreciation of RMB could adversely affect the value of investor's investment in share classes denominated in RMB.
- Share classes denominated in RMB will be valued with reference to offshore RMB ("CNH") rather than onshore RMB ("CNY"). While CNH and CNY represent the same currency, they are traded at different rates. Any divergence between CNH and CNY may adversely impact investors.
- Non-RMB based investors in share classes denominated in RMB may have to convert HK dollar or other currency(ies) into RMB when investing in share classes denominated in RMB and subsequently convert the RMB redemption proceeds and/or dividend payment (if any) back to HK dollar or such other currency(ies). Investors will incur currency conversion costs and you may suffer losses depending on the exchange rate movements of RMB relative to HK dollar or such other currencies.
- Under exceptional circumstances, payment of redemptions and/or dividend payment in RMB may be delayed due to the exchange controls and restrictions applicable to RMB.

### How has the fund performed?



- Past performance information is not indicative of future performance. Investors may not get back the full amount invested.
- The computation basis of the performance is based on the calendar year end, NAV-To-NAV, with dividend reinvested.
- These figures show by how much the fund’s Class A USD Accumulation increased or decreased in value during the calendar year being shown. Performance data has been calculated in USD including ongoing charges and excluding subscription fee and redemption fee you might have to pay.
- Where no past performance is shown there was insufficient data available in that year to provide performance.
- Comparator benchmarks: Bloomberg Multiverse ex Treasury A+ to B- USD Hedged index ,Bloomberg Global Aggregate Corporate USD index ,Bloomberg Global High Yield USD index and JP Morgan EMBI Global Total Return index
- Fund launch date: 2016
- Class A USD Accumulation launch date: 2017
- The management company views the Class A USD Accumulation, being the retail share class denominated in the base currency of the fund, as the most appropriate representative share class of the fund.

Note: The performance of these years was achieved under circumstances that no longer apply. During 2018 to 2019, there were material changes to the fund, namely, changes of investment objective and policy, change of investment delegates and reduction of fee(s).

### Is there any guarantee?

This fund does not have any guarantees. You may not get back the full amount of money you invest.

**What are the fees and charges?****Charges which may be payable by you**

You may have to pay the following fees when dealing in the shares of the fund.

<b>Fee</b>	<b>What you pay</b>	
<b>Share class</b>	A	A1
<b>Subscription fee (Initial charge)</b>	Up to 3.00% of the total subscription amount	Up to 2.00% of the total subscription amount
<b>Switching fee (Switching charge)</b>	Up to 1.00% of the value of the shares to be switched	
<b>Redemption fee (Redemption charge)</b>	Nil	

**Ongoing fees payable by the fund**

The following expenses will be paid out of the fund. They affect you because they reduce the return you get on your investments.

	<b>Annual rate (as a % of the net asset value of the fund)</b>	
<b>Share class *</b>	A	A1
<b>Management fee (Annual Management Charge)</b>	1.10%	
<b>Depositary fee</b>	Up to 0.005%	
<b>Performance fee</b>	Nil	
<b>Administration fee</b>	Up to 0.25%	
<b>Distribution charge (Annual Distribution Charge)</b>	Nil	0.50%
<b>Custody safekeeping fee</b>	Up to 0.3%	
<b>Transaction fees (charged by the Depositary)</b>	Up to USD75 per transaction	
<b>Fund accounting and valuation fees</b>	Up to 0.0083%	

\* Where currency hedged share class is offered, a hedging charge of up to 0.03% per annum of the net asset value per share will be borne by the currency hedged share class in relation to which the charge is incurred. The hedging charge will be payable to the management company, which provides the currency hedging service.

**Other fees**

You may have to pay other fees when dealing in the shares of the fund. Please refer to the offering document for fees payable by the fund.

### **Additional information**

- You generally buy and redeem shares at the fund's relevant net asset value ("NAV") after Schroder Investment Management (Hong Kong) Limited or the transfer agent's delegate, The Hongkong and Shanghai Banking Corporation Limited, receives your request, directly or via a distributor, in good order at or before 5pm HK time, being the fund's dealing cut-off time on each dealing day of the fund. Before placing your subscription or redemption orders, please check with your distributor for (i) the distributor's internal dealing cut-off time (which may be earlier than the fund's dealing cut-off time); and (ii) the distributor's services on days when there are severe weather conditions in Hong Kong.
- A dividend calendar including details on the distribution frequency and the dividend calculation basis for all available distribution share classes and a composition of the dividend payments (i.e. the percentages of distribution being paid out of capital and net distributable income) for the last twelve months for each of these distribution share classes (i) with a variable distribution policy or (ii) with a fixed dividend policy and paying dividends out of capital are also available from the Schroder Investment Management (Hong Kong) Limited on request and from the Schroders' Internet site ([www.schroders.com.hk](http://www.schroders.com.hk)). This website has not been reviewed by the SFC.
- Past performance information of other share classes offered to Hong Kong investors is available online at [www.schroders.com.hk](http://www.schroders.com.hk). This website has not been reviewed by the SFC.
- The net asset value of this fund is calculated and the price of shares is published on each dealing day. They are available online at [www.schroders.com.hk](http://www.schroders.com.hk). This website has not been reviewed by the SFC.

### **Important**

If you are in doubt, you should seek professional advice. The SFC takes no responsibility for the contents of this statement and makes no representation as to its accuracy or completeness.

### 重要事項

基金主要投資於全球各地政府及公司發行的定息和浮息證券。

- 基金須承受一般投資風險。投資者可能須承擔虧損，概不保證可取回本金。
  - 基金投資於債務證券或承受利率、信貸及交易對手方風險及低於投資級別和未獲評級的債務證券風險等等。
  - 基金投資於主權債務可能承受政治、社會及經濟風險。當政府機構對其主權債務違約，基金可能在該等事件中蒙受重大損失。
  - 基金投資於新興和較落後的市場而須承受較高風險，例如政治和經濟風險、法律及監管風險、流動性及波動性風險等等。
  - 基金運用之對沖策略不保證一定有效完全消除參考貨幣的貨幣風險。對沖交易或會限制投資者享有基金貨幣升值之利。
  - 基金可投資於衍生工具以達致特定投資目標。運用衍生工具可涉及較高的信貸風險和對手方風險、流動性風險及估值風險。在不利的情况下，基金使用的對沖工具可能無效，並可能因而蒙受重大虧損。
  - 就收息股份類別/收息單位而言，派息率並不保證。派息率並非基金回報之準則。經理人可酌情決定從基金資本中支付派息。即相當於從閣下原本投資的金額中，或從該等金額賺取的資本收益中退回或提取部份款項，可能即時導致每股資產淨值或收息單位價值下跌。
- 閣下不應僅倚賴本文件而作出任何投資決定。請詳閱有關銷售文件以得悉基金之詳情包括風險因素。

### 投資目標

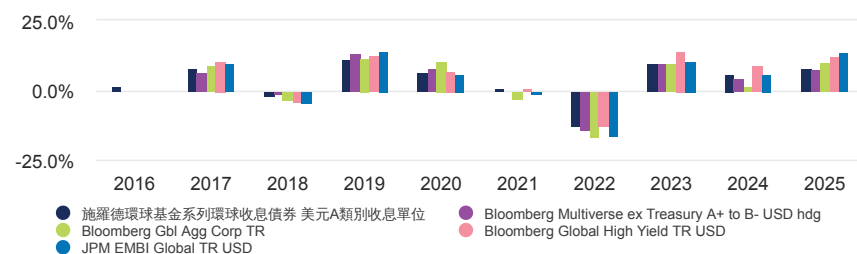
本基金旨在通過投資於由全球各地政府及公司發行的定息和浮息證券，以提供收益和資本增值。本基金旨在減低跌市時的損失。減低損失不能獲得保證。

### 股份類別表現 ( 累計 )

表現 (%)	1個月	3個月	6個月	年初至今	1年	3年	5年	自設立日起
基金	1.2	-0.4	0.8	0.0	5.7	22.2	11.1	41.1
比較基準 1	0.9	-0.1	0.8	0.3	5.9	19.0	7.9	37.3
比較基準 2	1.3	-0.9	0.8	-0.0	5.3	16.8	1.8	28.6
比較基準 3	2.6	0.2	2.8	1.2	10.4	36.1	23.4	61.7
比較基準 4	2.5	0.8	2.2	1.4	12.5	30.7	13.8	41.6

年度表現 (%)	2021	2022	2023	2024	2025
基金	0.9	-12.7	9.5	6.2	8.2
比較基準 1	-0.2	-14.1	9.7	4.2	7.7
比較基準 2	-2.9	-16.7	9.6	1.1	10.3
比較基準 3	1.0	-12.7	14.0	9.2	12.1
比較基準 4	-1.5	-16.5	10.5	5.7	13.5

### 10年表現(%)



資料來源：晨星。以資產淨值價計算，收益再投資，已扣除費用，依據施羅德環球基金系列環球收息債券美元A類別收息單位、美元。本基金表現與基準表現可能存在部分差異，這是由於基準表現不考慮非交易日。

本基金之資產淨值已涵蓋其所有類別。投資涉及風險。單位價格可跌可升。過往表現未必可作日後業績的準則。詳情（包括風險因素）請參閱有關銷售文件。本文件由施羅德投資管理（香港）有限公司刊發並未受香港證監會檢閱。基金表現由基金單位類別推出日期起計算（即：30.11.2016）。目標和比較基準的名稱可能以縮寫的格式展示，有關完整的基準名稱，請參閱基準和公司行為信息部分。

### 基金文件



於此下載銷售文件和投資者公告

### 評級和認證



請參考資料來源與評級說明，以獲取有關圖標的詳細信息。

### 基金資料

基金經理	Martin Coucke Julien Houdain
基金推出日期	30.11.2016
基金基本貨幣	美元
資產值 (百萬元)	美元 8,579.05
持倉數量	1413
比較基準 1	Bloomberg Multiverse ex Treasury A+ to B- USD hdg
比較基準 2	Bloomberg Gbl Agg Corp TR
比較基準 3	Bloomberg Global High Yield TR USD
比較基準 4	JPM EMBI Global TR USD
單位資產淨值	美元 85.5796
派息次數	每月
最高 / 最低 (過去十二個月)	美元 88.4700 / 美元 84.7969
年度回報率 (3年)	6.91%

### 費用和開支

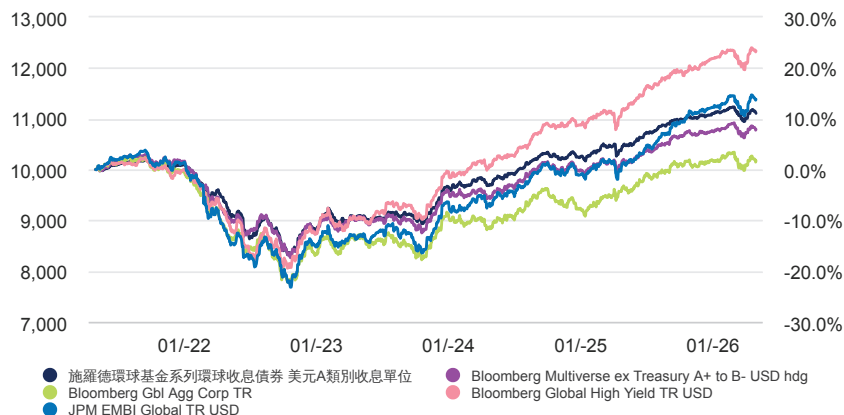
首次認購費上限	3.00%
管理年費	1.100%
贖回費	0.00%

### 代碼

ISIN	LU1514167136
彭博代碼	SCGCAIU LX

美元A類別收息單位 | 數據截至 30.04.2026

## 美元 10,000 回報



## 風險統計數據及財務比率

	基金	比較基準 1
年均相對波幅 (%) (3年)	4.1	4.9
有效存續期 (年)	5.0	-
目前收益率 (%)	5.9	-
到期收益率	6.8	-

資料來源：晨星。上述比率以按資產淨值價計算之基金表現為基礎。

過往表現未必可作日後業績的準則，並不一定會再次重現。

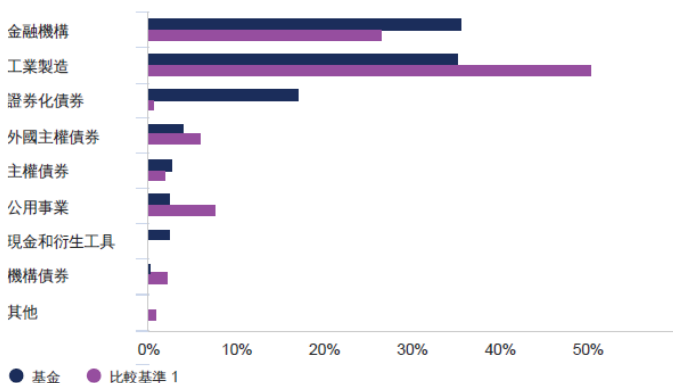
投資價值及所得收益可跌亦可升，投資者未必能取回投資本金。匯率變動可能造成海外投資價值的上升或下跌。表現數據中未基金單位或股份（如適用）發行和贖回時收取的佣金和費用。

本圖表僅供參考之用，並未反映任何投資的實際回報率。

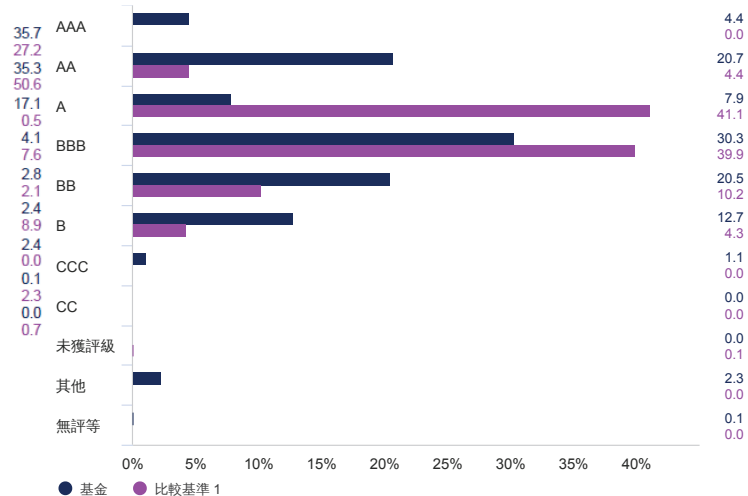
回報率以資產淨值價計算（這是指業績並不包含任何首次認購費）、收益再投資、扣除費用。

## 資產分佈

### 行業資產分佈 (%)

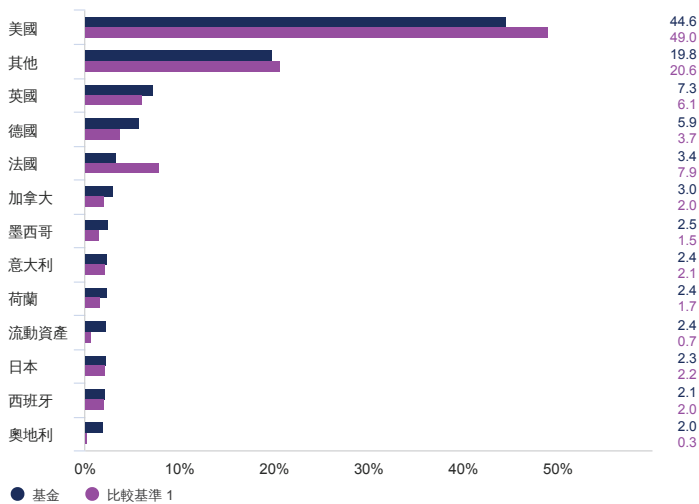


### 信貸評級 (%)



美元A類別收息單位 | 數據截至 30.04.2026

## 地區資產分佈 (%)



## 10大主要投資 (%)

投資名稱	%
FNMA 30YR UMBS FNMA5853 5.5 01-OCT-2055	2.1
GNMA2 30YR G2MB0623 5.5 20-SEP-2055	2.0
FR RQ0084 FRRQ0084 5.0 01-JAN-2056	1.4
FN MA5761 FNMA5761 6.0 01-JUL-2055	1.3
G2 MB0871 G2MB0871 5.0 20-JAN-2056	1.2
TREASURY NOTE 4.125 31-OCT-2026	1.2
FN MA5944 FNMA5944 5.0 01-JAN-2056	1.0
ARC FALCON I INC 9.75 01-MAR-2033 Reg-S (SECURED)	0.8
GNMA2 30YR G2MB0260 6.0 20-MAR-2055	0.8
MPT OPER PARTNERSP/FINL 7.0 15-FEB-2032 Reg-S (SECURED)	0.8

資料來源: 施羅德投資。衍生工具在適用的情形下是依照標的資產之名目基礎表示。由於對各類型衍生工具的處理不同, 各圖表之間對流動資產的分配可能有所差異。由於四捨五入的關係, 分配相加的百分比可能不等於100%。

## 可認購股份類別

	美元A類別收息MF單位	美元A類別累積單位	港元A類別收息單位	(澳元對沖) A類別收息單位	(人民幣對沖) A類別收息單位
派息政策	每月固定	無派息	每月固定	每月固定 貨幣利差	每月固定 貨幣利差
ISIN	LU1514167136	LU1737068558	LU1514167649	LU1514168969	LU1514169009
彭博代碼	SCGCAIU LX	SCGCAAU LX	SCGCAIH LX	SCGAI AH LX	SCGAIRH LX
	(歐元對沖) A類別累積單位	(歐元對沖) A類別收息QF單位	(英鎊對沖) A類別收息MF單位	(新元對沖) A類別累積單位	(澳元對沖) A類別累積單位
派息政策	無派息	每季固定	每月固定	無派息	無派息
ISIN	LU1514167722	LU1514168027	LU1514168530	LU1865293598	LU1865293325
彭博代碼	SCGAAEH LX	SCGAIEH LX	SCGAIGH LX	SCGCIAS LX	SCGCIAA LX
	港元A類別累積單位				
派息政策	無派息				
ISIN	LU2276580458				
彭博代碼	SCGCIAH LX				

## 基準和公司行動信息

基金具有環境及/或社會特色 (如 SFDR 第 8 條所定義)。

## 重要事項

基金具有Regulation (EU) 2019/2088 Article 8 關於金融服務業中與可持續性相關的披露 (簡稱「SFDR」) 所指的環境及 / 或社會特色。有關本基金的可持續性相關資訊, 請前往 <https://www.schroders.com/en/global/individual/all-eu-sites/>。

晨星評級截至 4/30/2026: © Morningstar 2025. 保留所有權利。此處包含的資訊為: (1) 為晨星和/或其內容提供者所專有; (2) 不得複製或流通; 以及 (3) 並不保證是準確、完全或及時的。晨星及其內容提供者對於使用這些資訊所造成的損害或損失, 概不承擔任何責任。過往表現未必可作日後業績的準則。

**重要事項：**

基金主要投資於全球各地政府及公司發行的定息和浮息證券。

1. 基金須承受一般投資風險。投資者可能須承擔虧損，概不保證可取回本金。
2. 基金投資於債務證券或承受利率、信貸及交易對手方風險及低於投資級別和未獲評級的債務證券風險等等。
3. 基金投資於主權債務可能承受政治、社會及經濟風險。當政府機構對其主權債務違約，基金可能在該等事件中蒙受重大損失。
4. 基金投資於新興和較落後的市場而須承受較高風險，例如政治和經濟風險、法律及監管風險、流動性及波動性風險等等。
5. 基金運用之對沖策略不保證一定有效完全消除參考貨幣的貨幣風險，對沖交易或會限制投資者享有基金貨幣升值之利。
6. 基金可投資於衍生工具以達致特定投資目標。運用衍生工具可涉及較高的信貸風險和對手方風險、流動性風險及估值風險。在不利的情况下，基金使用的對沖工具可能無效，並可能因而蒙受重大虧損。
7. 就收息股份類別／收息單位而言，派息率並不保證。派息率並非基金回報之準則。經理人可酌情決定從基金資本中支付派息。即相當於從閣下原本投資的金額中，或從該等金額賺取的資本收益中退回或提取部份款項，可能即時導致每股資產淨值或收息單位價值下跌。閣下不應僅倚賴本文件而作出任何投資決定。請詳閱有關銷售文件以得悉基金之詳情包括風險因素。

# 施羅德環球收息債券基金

## 應對投資氣候 調配出「息」組合

2026年3月31日



Schroders

# 施羅德環球收息債券基金採取靈活的環球債券投資策略，旨在於不同環境下，為投資者提供穩定的收益來源。本基金同時注重風險管理，致力減低波幅。

## 為何要投資於施羅德環球收息債券基金？

固定派息，年息率6.5%

(適用於美元及港元A收息MF類別。派息可從資本中支付<sup>注意重要事項7</sup>) ^

債券是投資者普遍用作尋求收息的工具。在當前利率環境可能維持在高位一段時間假設下，基金可在廣泛的環球債券市場上發掘機會，透過不同債券類別的配置，爭取相對吸引的收息和平衡風險。基金的主要目標是維持可持續和具吸引力的派息收益，並旨在提供年息率為6.5%的固定派息^。

# 6.5%^

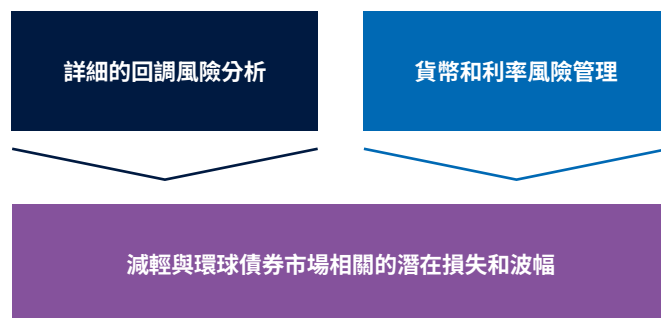
## 靈活配置各種債券投資

本基金採取不受基準指數限制的投資策略，投資範圍並不局限於任何債券類別和市場。因不同種類和地區的債券，有著不同的回報潛力。本基金可靈活投資於環球債券市場上任何提供吸引收益機會的類別，包括投資級別債券、高收益債券、新興市場主權及地方政府債券、資產抵押證券等；目標是在不同市場環境下，提供可持續和具吸引力的收益。其廣泛的投資範疇，亦有助本基金有效地分散風險。



## 嚴謹風險管理減低波幅

我們明白收益型投資者可能會對資本損失較為敏感。本基金會因應市況進行相關分析；並作出靈活的投資配置，從而建立多元化的債券組合，務求減輕市場逆轉造成的風險。基金亦會結合詳細的回調風險分析，以及貨幣和利率風險管理，致力減輕與環球債券市場相關的潛在損失和波幅。



# 施羅德環球收息債券基金

## 基金特色

- A類收息類別提供固定派息<sup>^</sup>(詳情請參閱下表)
- 靈活配置債券投資應對不同市況
- 採取積極風險管理以降低波幅

## 可供選擇的股份類別及其派息政策及次數

股份類別	ISIN 號碼	彭博代碼	派息政策	派息次數
A 收息 — 美元 MF	LU1514167136	SCGCAIU LX	固定年息 6.50%	每月
A 收息 — 港元 MF	LU1514167649	SCGCAIH LX	固定年息 6.50%	每月
A 收息 — 英鎊對沖 MF	LU1514168530	SCGAIGH LX	固定年息 5.50%	每月
A 收息 — 澳元對沖 MFC	LU1514168969	SCGAIAH LX	不固定	每月
A 收息 — 人民幣對沖 MFC	LU1514169009	SCGAIRH LX	不固定	每月
A 收息 — 歐元對沖 QF	LU1514168027	SCGAIEH LX	固定年息 4.50%	每季
A 累積 — 美元	LU1737068558	SCGCAAU LX	不適用	不適用
A 累積 — 歐元對沖	LU1514167722	SCGAAEH LX	不適用	不適用

## 派息紀錄<sup>^</sup>

股份類別	每股份派息	紀錄日之基金價格	最近之紀錄日
A 收息 — 美元 MF	0.464188	85.6964	25/03/2026
A 收息 — 港元 MF	3.748491	692.0291	25/03/2026
A 收息 — 英鎊對沖 MF	0.391162	85.3446	25/03/2026
A 收息 — 澳元對沖 MFC	0.650822	118.1199	25/03/2026
A 收息 — 人民幣對沖 MFC	2.119590	595.9116	25/03/2026
A 收息 — 歐元對沖 QF	0.926309	82.3386	25/03/2026

## 預定派息紀錄日

29/04/2026	27/05/2026	24/06/2026
------------	------------	------------

註：上述派息紀錄日可能更改。

## 基金表現

累積表現 (%)	年初至今	3個月	1年	3年	5年	自設立日起
基金	-1.1	-1.1	4.9	22.1	10.4	39.5

年度表現 (%)	2025	2024	2023	2022	2021
基金	8.2	6.2	9.5	-12.7	0.9

資料來源：晨星

## 基金資料

投資目標	基金旨在通過投資於由全球各地政府及公司發行的定息和浮息證券，以提供收益和資本增值。基金旨在減低跌市時的損失。減低損失不能獲得保證。
每股資產淨值 (A類收息)	85.0563 美元
最高/最低 (過去十二個月, A類收息)	88.4700 / 84.7969 美元
基金經理	Martin Coucke; Julien Houdain
推出日期	30/11/2016
資產值 (百萬元)	8,519.10 美元
首次認購費上限 (A類)	3%
管理年費 (A類)	每年1.1%
交易日	每日
財政年度結算日	31/12

註：基金具有Regulation (EU) 2019/2088 Article 8 關於金融服務業中與可持續性相關的披露 (簡稱「SFDR」) 所指的環境及/或社會特色。有關本基金的可持续性相關資訊，請前往 [www.schroders.com](http://www.schroders.com)。

施羅德環球收息債券基金是指施羅德環球基金系列 — 環球收息債券。

<sup>^</sup>經理人將就收息單位派息。經理人有獨立及絕對酌情權變更派息率及/或次數，惟須向有關單位持有人發出一個月的事先通知。派息率並非基金回報之準則。基金在支付派息時，可從資本中支付派息。投資者應注意從資本中支付派息時，即表示及相當於從閣下原本投資的金額中，或從該等金額賺取的資本收益中退回或提取部份款項，可能即時導致單位價值下跌。所有單位類別派息詳情，請參閱派息政策及次數表。

## 此基金為以下投資者帶來投資選擇

- 希望享有固定收息<sup>^</sup>
- 相信活躍型的資產管理服務可在經濟週期中爭取最大收益
- 看好環球市場增長潛力

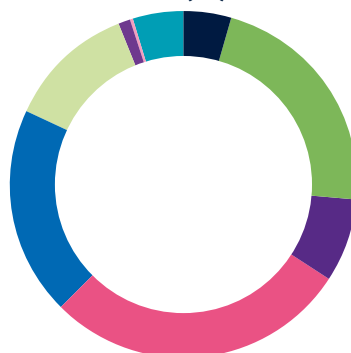
註：投資者應考慮個人投資目標和可承受風險的程度及索取專業獨立顧問的意見。

地區分佈# (%)



	比重 (%)
● 美國	44.7
● 英國	7.0
● 德國	6.0
● 法國	3.4
● 加拿大	2.8
● 意大利	2.4
● 荷蘭	2.3
● 日本	2.1
● 其他	25.5
● 流動資產	3.8

信貸評級分佈# (%)



	比重 (%)
● AAA	4.5
● AA	22.1
● A	7.7
● BBB	28.5
● BB	19.3
● B	12.1
● CCC	1.0
● 未獲評級	0.2
● 其他	4.7

## 主要投資

	比重 (%)
FNMA 30YR UMBS FNMA5853 5.5 01-OCT-2055	2.2
GNMA2 30YR G2MB0623 5.5 20-SEP-2055	2.0
FR RQ0084 FRRQ0084 5.0 01-JAN-2056	1.4
FN MA5761 FNMA5761 6.0 01-JUL-2055	1.4
G2 MB0871 G2MB0871 5.0 20-JAN-2056	1.2
TREASURY NOTE 4.125 31-OCT-2026	1.2
FN MA5944 FNMA5944 5.0 01-JAN-2056	1.0
GNMA2 30YR G2MB0260 6.0 20-MAR-2055	0.9
ARC FALCON I INC 9.75 01-MAR-2033 Reg-S (SECURED)	0.8
TREASURY NOTE 4.875 30-APR-2026	0.8

#由於四捨五入的關係，各項百分比相加後未必等於100%。

所有基金資料截至31/03/2026。資料來源：施羅德投資（除另外說明）。基金表現以美元A收息MF類別資產淨值價計算，收益再投資，已扣除費用。本基金之資產值已涵蓋其所有類別。基金表現由基金單位類別推出日期起計算（即30/11/2016）。

投資涉及風險。過往表現未必可作日後業績的準則。詳情（包括風險因素）請參閱有關銷售文件。本文件及網站由施羅德投資管理（香港）有限公司刊發及並未受香港證監會檢閱。

管理公司：Schroder Investment Management (Europe) S.A., 5, rue Höhenhof, L-1736 Senningerberg, Grand Duchy of Luxembourg

監管機構：Commission de Surveillance du Secteur Financier, 110, route d' Arlon, L-2991 Luxembourg

此乃重要函件，務請閣下即時垂閱。閣下如對本函件的內容有任何疑問，應尋找獨立專業的意見。施羅德環球基金系列的管理公司 Schroder Investment Management (Europe) S.A.就本函件所載資料之準確性承擔全部責任，並在作出一切合理查詢後確認，盡其所知所信，本函件並無遺漏足以令本函件的任何陳述具誤導成分的其他事實。

親愛的股東：

## 施羅德環球基金系列（「本公司」） - 更改若干股份類別（「股份類別」）的派息政策

我們茲致函通知閣下，我們最近進行檢討後決定更改以下子基金：動力收息、新興市場債券、環球收息債券和環球股債增長收息（各稱「基金」及統稱「各基金」）的部份股份類別的派息政策。

各受影響的股份類別的派息政策的更改列於本函件的附錄。股份類別的派息次數將不會變更。

此等更改將按照相關股份類別股東於每月派息記錄日（即 2026 年 4 月 29 日）及每季派息記錄日（即 2026 年 6 月 24 日）持有的股份數目，就於 2026 年 5 月 13 日到期支付的每月派息及於 2026 年 7 月 6 日到期支付的每季派息而生效，並將適用於往後所有派息。

## 背景資料和原因

我們定期檢討收息股份類別，並保留權利作出更改。

股份類別的費用將維持不變，而作出此等更改的費用（包括監管及股東通訊的費用）將由本公司的管理公司 Schroder Investment Management (Europe) S.A. 承擔。

請注意，派息可能從資本中支付及可能減低相關基金的資產淨值。有關從資本中支付派息的相關風險，請參閱本公司的香港發售文件。股份類別的股息成分的資料將繼續可向施羅德投資管理（香港）有限公司，即本公司香港代表人，索取及瀏覽施羅德網站 ([www.schroders.com.hk](http://www.schroders.com.hk)<sup>1</sup>)。

---

<sup>1</sup> 此網站未經證監會審閱。

除上文所披露者外，(i) 各基金的所有其他主要特點（包括於香港發售文件所述應就各基金收取的費用）將維持不變；(ii) 各基金所適用的風險將不會變更；及(iii) 各基金的營運及 / 或管理方式亦將不會因上文所載的更改而有任何重大變更。預期更改不會對現有投資者的權利或權益造成重大損害。

本公司的香港發售文件將作出修訂，以反映相關更改，並將可於[www.schroders.com.hk](http://www.schroders.com.hk)<sup>2</sup> 免費查閱或向本公司香港代表人施羅德投資管理（香港）有限公司索取。

### 將閣下的股份贖回或轉換至另一隻施羅德基金

我們希望在此等更改後，閣下仍將選擇投資於各基金，但如閣下有意在更改生效前將閣下在各基金的持股贖回或轉換至本公司其他獲證券及期貨事務監察委員會（「證監會」）認可<sup>3</sup>的子基金或各基金的股份類別，則閣下可於直至 2026 年 4 月 29 日（包括該日在內）下午 5 時正（香港時間）（就每月派息而言）及 2026 年 6 月 24 日（包括該日在內）下午 5 時正（香港時間）（就每季派息而言）交易截止時間前任何時間進行有關贖回或轉換。

請確保閣下的贖回或轉換指示於此截止時間前送抵香港代表人或本公司的轉讓代理人的代表香港上海滙豐銀行有限公司（「代表」）。我們或代表將根據本公司的香港發售文件的條款免費執行閣下的贖回或轉換指示，惟在某些國家，當地付款代理人、往來銀行或類似代理人可收取交易費用。當地中介人亦可實施一個較上述時間為早的當地交易截止時間，故請與該等中介人確定，以確保閣下的指示可於 2026 年 4 月 29 日下午 5 時正（香港時間）（就每月派息而言）及 2026 年 6 月 24 日下午 5 時正（香港時間）（就每季派息而言）交易截止時間前送抵香港代表人或代表。

我們建議股東閱讀各基金的最新產品資料概要及本公司的發售文件，有關文件將可於[www.schroders.com.hk](http://www.schroders.com.hk)<sup>4</sup> 查閱。閣下如有任何疑問或需要更多資料，請聯絡閣下常用的專業顧問或香港代表人（地址為香港金鐘道 88 號太古廣場二座 33 字樓）或致電施羅德投資熱線電話(+852) 2869 6968 查詢。

### 董事會

謹啟

2026 年 3 月 25 日

---

<sup>2</sup>此網站未經證監會審閱。

<sup>3</sup>證監會的認可並非對計劃作出推薦或認許，亦非對計劃的商業利弊或其業績表現的保證。證監會的認可不表示計劃適合所有投資者，或認許計劃適合任何特定投資者或某類別投資者。

<sup>4</sup>此網站未經證監會審閱。

**附錄**

各基金中派息政策有變更的股份類別列表：

**動力收息**

股份類別	股份類別貨幣	現時每月派息率	日後每月派息率
A 類別 ( 美元收息 ) MF2	美元	每月每股 0.5833 美 元，每月支付	每月每股 0.7525 美 元，每月支付
A 類別 ( 人民幣對沖收 息 ) MF2	人民幣對沖	每月每股 0.5833 元人 民幣，每月支付	每月每股 0.7525 元人 民幣，每月支付

**新興市場債券**

股份類別	股份類別貨幣	現時每年派息率	日後每年派息率
A 類別 ( 美元收息 ) QF	美元	每年 4.00%，每季支付	每年 6.50%，每季支付
A1 類別 ( 美元收息 ) MF	美元	每年 4.00%，每月支付	每年 6.50%，每月支付
A1 類別 ( 澳元對沖收 息 ) MF	澳元對沖	每年 4.00%，每月支付	每年 6.50%，每月支付
A 類別 ( 歐元對沖收 息 ) QF	歐元對沖	每年 4.00%，每季支付	每年 5.50%，每季支付
A1 類別 ( 歐元對沖收 息 ) MF	歐元對沖	每年 4.00%，每月支付	每年 5.50%，每月支付

### 環球收息債券

股份類別	股份類別貨幣	現時每年派息率	日後每年派息率
A 類別 ( 英鎊對沖收息 ) MF	英鎊對沖	每年 5.50% · 每月支付	每年 6.50% · 每月支付

### 環球股債增長收息

股份類別	股份類別貨幣	現時每年派息率	日後每年派息率
A 類別 ( 人民幣對沖收息 ) MFC*	人民幣對沖	每年 5.00% · 每月支付，包括貨幣利差*	每年 8.00% · 每月支付，包括貨幣利差*
A 類別 ( 人民幣對沖收息 ) MF2C*	人民幣對沖	每年 8.00% · 每月支付，包括貨幣利差*	每年 10.00% · 每月支付，包括貨幣利差*
A 類別 ( 英鎊對沖收息 ) MF	英鎊對沖	每年 4.50% · 每月支付	每年 8.00% · 每月支付

\* 這是指可能適用於派息的溢價或扣減。當貨幣對沖股份類別的利率較基金基本貨幣的利率為高，派息可能包括溢價。因此，當貨幣對沖股份類別的利率較基金基本貨幣的利率為低，派息可能會被扣減。溢價或扣減的金額將基於利率之差別而定，並非基金的投資目標或投資政策的一部份。

根據本公司發行章程的條文，收息股份類別會以如下定名的不同派息次數及屬性發行：

派息次數：M = 每月 · Q = 每季 · S = 每半年 · A = 每年

派息種類：F = 固定或 V = 不固定

本概要提供本基金的重要資料，  
是銷售文件的一部分。  
請勿單憑本概要作投資決定。

## 資料便覽

<b>管理公司：</b>	Schroder Investment Management (Europe) S.A.			
<b>投資經理：</b>	Schroder Investment Management Limited (英國，內部委任)			
<b>副投資經理及副委託人 (如有)：</b>	如香港說明文件「副投資經理及副委託人」一節所述內部委任一名或多名副投資經理 (如有) 及副委託人 (如有)。基金的最新副投資經理及副委託人名單將應要求提供，並於施羅德環球基金系列的定期報告中進一步予以披露。			
<b>存管處：</b>	J.P. Morgan SE – Luxembourg Branch			
<b>全年經常性開支比率*：</b>	A 類別(美元收息)MF	1.38%	A 類別(港元收息)MF	1.38%
	A 類別(歐元對沖累積)	1.41%	A 類別(歐元對沖收息)QF	1.41%
	A 類別(英鎊對沖收息)MF	1.41%	A 類別(澳元對沖收息)MFC	1.41%
	A 類別(人民幣對沖收息)MFC	1.41%	A 類別(美元累積)	1.38%
	A 類別(英鎊對沖累積)	1.42%	A 類別(澳元對沖累積)	1.41%
	A1 類別(美元收息)MF	1.88%	A1 類別(美元累積)	1.88%
	A 類別(美元收息)MV	1.38%	A1 類別(歐元對沖收息)MF	1.91%
	A1 類別(美元收息)MV	1.88%	A 類別(港元累積)	1.39%
	A 類別(歐元對沖收息)MV	1.42%	A 類別(英鎊對沖收息)MV	1.41%
	A 類別(港元對沖累積)	1.45%	A 類別(港元對沖收息)MV	1.45%
<b>交易頻密程度：</b>	每日			
<b>基本貨幣：</b>	美元			
<b>派息政策：</b>	A 和 A1 累積股份類別 - 不會派發股息，但會將股息再投資於基金。 A 和 A1 收息股份類別 - 董事會一般可酌情決定是否作出任何派息，惟採取固定派息政策的收息股份類別須受下文的披露規定。股份類別定名中以如下形式表示派息次數及屬性： M = 每月，Q = 每季，S = 每半年，A = 每年 貨幣利差#：C 派息可從資本中扣除，從而減低基金的資產淨值。			

就採取固定派息政策的收息股份類別而言，每股派息金額計算如下：派息率÷全年派息次數×於紀錄日的每股資產淨值<sup>△</sup>。採取固定派息政策的收息股份類別的詳情載於下文：

固定收息股份類別	貨幣	全年派息次數	派息率
A 類別(美元收息)MF	美元	每月 (12 次)	每年 6.50%
A 類別(港元收息)MF	港元	每月 (12 次)	每年 6.50%
A 類別(歐元對沖收息)QF	歐元	每季 (4 次)	每年 4.50%
A 類別(英鎊對沖收息)MF	英鎊	每月 (12 次)	每年 5.50%
A1 類別(美元收息)MF	美元	每月 (12 次)	每年 6.50%
A1 類別(歐元對沖收息)MF	歐元	每月 (12 次)	每股 0.350 歐元

投資者應注意，正派息收益率並不意味正回報。董事會將定期檢討固定收息股份類別及保留作出更改的權利。

**財政年終結日：** 12 月 31 日

**最低投資額：** A 和 A1 股份類別：首次投資 - 1,000 歐元或 1,000 美元（或其等值）；額外認購 - 1,000 歐元或 1,000 美元（或其等值）

\* 全年經常性開支比率是根據截至 2025 年 12 月 31 日的年度費用計算，每年均可能有所變動。

# 指適用於派息的溢價或扣減。當某基金之貨幣對沖股份類別的利率較該基金基礎貨幣的利率為高，派息可能包括一個溢價。因此，當貨幣對沖股份類別的利率較基金基礎貨幣的利率為低，派息可能會扣減。溢價或扣減的金額將基於利率之差別來決定，不屬基金投資目標或投資政策的一部份。

△ 不適用於 A1 類別（歐元對沖收息）MF，該股份類別將基於每股固定金額派息。

## 本基金是什麼產品？

基金為施羅德環球基金系列旗下的一項子基金，施羅德環球基金系列以互惠基金形式在盧森堡成立，監管機構為盧森堡金融業管理局(Commission de Surveillance du Secteur Financier)。

## 目標及投資策略

### 投資目標

基金旨在通過投資於由全球各地政府及公司發行的定息和浮息證券，以提供收益和資本增值。基金旨在減低跌市時的損失。減低損失不能獲得保證。

### 投資政策

基金被積極管理及將最少三分之二的資產投資於由全球各地（包括新興市場國家）政府、政府機構、跨國組織和公司發行的定息和浮息投資級別及高收益證券。

基金可以：

- 將超過 50%的資產直接或間接（包括透過信貸違約掉期及信貸違約掉期指數）投資於信貸評級低於投資級別的證券（就具評級債券而言，按標準普爾的評級，或其他信貸評級機構的任何同等級別；就未獲評級債券而言，按施羅德的評級）；
- 將少於 30%的資產投資於資產抵押證券和按揭抵押證券（包括機構按揭抵押證券，且基金最多 10%的資產可投資於非機構按揭抵押證券和資產抵押證券）；
- 將最多 15%的資產投資於可換股債券（包括或有可轉換債券）；和

- 將最多 10%的資產投資於開放式投資基金。

投資經理將根據定量和定性基礎因素評估定息工具的信貸風險，包括但不限於發行人的槓桿、經營溢利、資本回報、利息覆蓋率、營運現金流、行業前景、公司的競爭地位及企業管治問題。就此目的而言，如有關證券本身沒有信貸評級，可參考該證券發行人的信貸評級。如證券和有關發行人均沒有評級，則證券將被分類為未獲評級的證券。

基金可將其最多 40%的資產淨值投資於新興市場債務（定息和浮息）證券。

投資經理旨在透過對基金的資產配置實現多樣化，遠離被識別為具高度的重大負回報風險的市場範疇，以減低損失。

基金亦可將不多於三分之一資產直接或間接投資於其他證券（包括其他資產類別）、國家、地區、行業或貨幣、認股證及貨幣市場投資項目，和持有現金（受發行章程附件 I 所載的限制所規限）。

投資經理現時無意將基金超過 10%的資產淨值投資於任何單一國家發行或保證，但信貸評級低於投資級別的證券。

基金可將少於 30%資產淨值投資於金融機構發行且具虧損吸收特性的債務工具（例如：金融機構的控股公司發行的或有可轉換債券、額外一級、一級及二級資本票據、高級非優先票據、高級及後償債券）。一旦發生觸發事件，此等工具可能須進行或然減記，或或然轉換為普通股。

基金可將其最多 10%資產淨值投資於在香港以外地區發行的保險相連證券（「ILS」）（例如災難債券）及 / 或任何 ILS 相關產品（例如其收益與任何 ILS 表現掛鈎的衍生工具或結構性產品及其投資目標或主要投資策略是投資於 ILS 的集體投資計劃）。為免生疑問，基金不會投資於在香港發行的 ILS 及其重新包裝的產品及衍生工具。

在特殊情況下（例如：股災或重大危機），基金可暫時將其最多 100%的資產淨值投資於諸如銀行存款、存款證、商業票據及國庫券等流動資產作現金流管理。

基金為達致投資增益、減低風險或更有效地管理基金，可運用長倉和短倉的衍生工具。

基金可例如在以下情況運用衍生工具以產生額外收益：透過買賣信貸違約掉期合約的保障投資於信貸風險、透過策略性地使用利息相關衍生工具調整基金年期、使用通脹或波動性相關衍生工具產生額外收益，或使用貨幣相關衍生工具以增加貨幣投資。亦可運用衍生工具以提供合成工具。該等衍生工具包括場外交易及 / 或交易所買賣的期權、期貨、認股證、掉期、遠期合約，及 / 或以上組合。

根據投資經理的評分標準，基金比 Bloomberg Multiverse ex Treasury A+ to B- USD Hedged index 維持較高的整體可持續評分。

基金將不會投資或有限度地投資於以人民幣定值的投資項目。

#### 基準

基金沒有目標基準。基金的表現應與 Bloomberg Multiverse ex Treasury A+ to B- USD Hedged index、Bloomberg Global Aggregate Corporate USD index、Bloomberg Global High Yield USD index 及 JP Morgan EMBI Global Total Return index 作比較。比較基準只作比較表現用途，並不決定投資經理如何投資基金資產。基金的投資領域預期與比較基準的成份有顯著範圍的重疊。Bloomberg Multiverse ex Treasury A+ to B- USD Hedged index 亦可用作比較可持續評分。基準不會考慮基金的環境及社會特色或可持續目標（如相關）。

#### **衍生工具的運用 / 投資於衍生工具**

基金的衍生工具風險承擔淨額可達至基金資產淨值的 50%。

## 本基金有哪些主要風險？

投資涉及風險。請參閱銷售文件，了解風險因素等資料。

### 1. 一般投資風險

基金的投資組合價值可因下述任何主要風險因素而下跌，可能導致閣下的投資蒙受損失。概不保證可取回本金。

### 2. 有關投資於債務證券的風險

- **信貸和對手方風險** - 投資於債務證券承受發行商的信貸 / 違約風險，可能對證券的結算造成不利影響。
- **利率風險** - 投資於基金承受利率風險。一般來說，利率下跌時債務證券的價格會上升，而利率上升則價格會下跌。
- **低於投資級別和未獲評級的債務證券** - 投資於低於投資級別或未獲評級的定息證券，與擁有較高評級證券相比，一般承受較高程度的對手方風險、信貸風險、波動性風險、流動性風險和本金及利息虧損的風險。
- **信貸評級風險** - 由信貸評級機構給予的信貸評級受若干限制，不可在所有時間保證證券和 / 或發行商的信譽。
- **信貸評級被降低的風險** - 債務證券或其發行商的信貸級別可能在後來被降級。當被降級，基金的價值可能受負面影響。投資經理未必即時出售該等證券，基金或會因而承受額外損失的風險。
- **流動性和波動性風險** - 未上市、未獲評級或未有活躍交易的證券的流動性偏低和波動性偏高。該等證券的價格或會承受波動。該等證券的買賣差價或會偏高，基金在出售該等工具時可能會產生重大的交易成本，甚至可能蒙受損失。
- **估值風險** - 對基金的投資進行的估值或涉及含糊和主觀的決定。假如該等估值原來是不正確的，可能影響基金的資產淨值計算。

### 3. 主權債務風險

基金投資於若干發展中國家和已發展國家的政府或其代理發行或保證的主權債務可能承受政治、社會及經濟風險。政府機構如期償還到期本金和利息的能力或意願受多種因素影響。當政府機構對其主權債務違約，主權債務持有人（包括基金）或會被要求參與該等債務重組，額外借款給相關政府機構。基金可能在該等事件中蒙受重大損失。

### 4. 新興和較落後市場的風險

基金可投資於新興和較落後市場。投資於新興和較落後市場涉及的風險較投資於已發展國家的證券為高，例如擁有權及保管權風險、政治和經濟風險、市場及結算風險、流動性及波動性風險、法律及監管風險、執行及對手方風險及貨幣風險。基金的每股資產淨值亦可能負面地受影響，投資者繼而蒙受損失。

### 5. 衍生工具

基金可投資於衍生工具以達致特定投資目標。不保證該等衍生工具的表現會為該基金帶來正面影響。投資於衍生工具或須承受高度的資本虧損風險。涉及衍生工具的風險包括信貸風險和對手方風險、流動性風險、估值風險、波動性風險、場外交易市場交易風險，以及對沖風險。衍生工具的槓桿元素 / 成份可導致虧損顯著多於基金投資於衍生工具的金額。基金不保證市場能提供理想的對沖工具，或對沖技術可以達到預期效果。在不利的情况下，基金使用的對沖工具可能無效，並可能因而蒙受重大虧損。

## 6. 有關派息的風險

- 就採取一般派息政策的收息股份類別而言，支出將從資本（非總收入）中支付，可分派收入金額因此而增加，而增加的金額可被視為從資本中支付的股息。資本增長將減慢，在低資本增長時期或會出現資本侵蝕。
- 採取固定派息政策的收息股份類別將基於一個固定金額或每股資產淨值的一個固定百分比派息（如適用）。這可能導致派發固定股息之股份類別，在可分派淨收入低於股息支付款項時，其股息款項同時由收入及資本中支付，或未必將股份類別賺到的大部份投資收入完全派發。
- 投資於採取固定派息政策的收息股份類別不是儲蓄帳戶或定息派付投資的替代選擇。採取固定派息政策的收息股份類別所支付的派息百分比或金額與此等股份類別或有關基金的預期或過往收入或回報並不相關。因此，派息可高於或低於已實際變現的收入及回報。
- 採取固定派息政策的收息股份類別將繼續透過從資本中作出派息在有關基金錄得負回報或虧損的期間派息，此舉將進一步減少有關採取固定派息政策的收息股份類別的資產淨值。在極端情況下，投資者未必能取回原本的投資額。
- 投資者應注意，正派息收益率並不意味正回報。採取固定派息政策的收息股份類別並不分派固定金額（但設有固定派息金額的股份類別除外，如適當），而不變的百分比會導致當有關採取固定派息政策的收息股份類別的資產淨值偏高時，絕對派息將會較高，以及當有關採取固定派息政策的收息股份類別的資產淨值偏低時，絕對派息將會較低。
- **閣下應注意從資本中支付的派息，即相當於從閣下原本投資的金額中，或從該等金額賺取的任何資本收益中退回或提取部份款項，所以，該等派息可能導致每股資產淨值即時下跌。**
- 貨幣對沖股份類別的參考貨幣與基金的基本貨幣的利率差別可能對貨幣對沖股份類別的派息金額及資產淨值造成不利影響，導致從資本中支付的派息金額增加，使資本被侵蝕的程度較其他非貨幣對沖股份類別為高。

## 7. 有關對沖及對沖類別的風險

- 對於股份類別而言，在基金之管理公司可將該等股份類別的股份全部對沖基金貨幣的情況下，將不會考慮基金組合內進行的貨幣投資或貨幣對沖交易。貨幣對沖股份類別之目的是減少基金貨幣和參考貨幣之間匯率浮動之影響，就基金之投資提供業績回報。然而，基金運用之對沖策略不保證一定有效完全消除參考貨幣的貨幣風險，從而提供僅因不同利息（經收費調整後）反映出來的不同表現。
- 當進行該類對沖時，此種對沖的影響將反映於資產淨值，從而反映於該種股份類別的表現。同樣，由於該等對沖交易而引致的任何開支將由開支所涉及之股份類別承擔。
- 懇請注意，倘適用，參考貨幣相對於有關基金貨幣的價值不論下跌或上升，均可訂立該等對沖交易，因此當進行有關對沖，即可大幅保障有關股份類別投資者避免基金貨幣相對參考貨幣的價值下跌，惟亦會限制投資者享有基金貨幣升值之利。

## 8. 貨幣風險

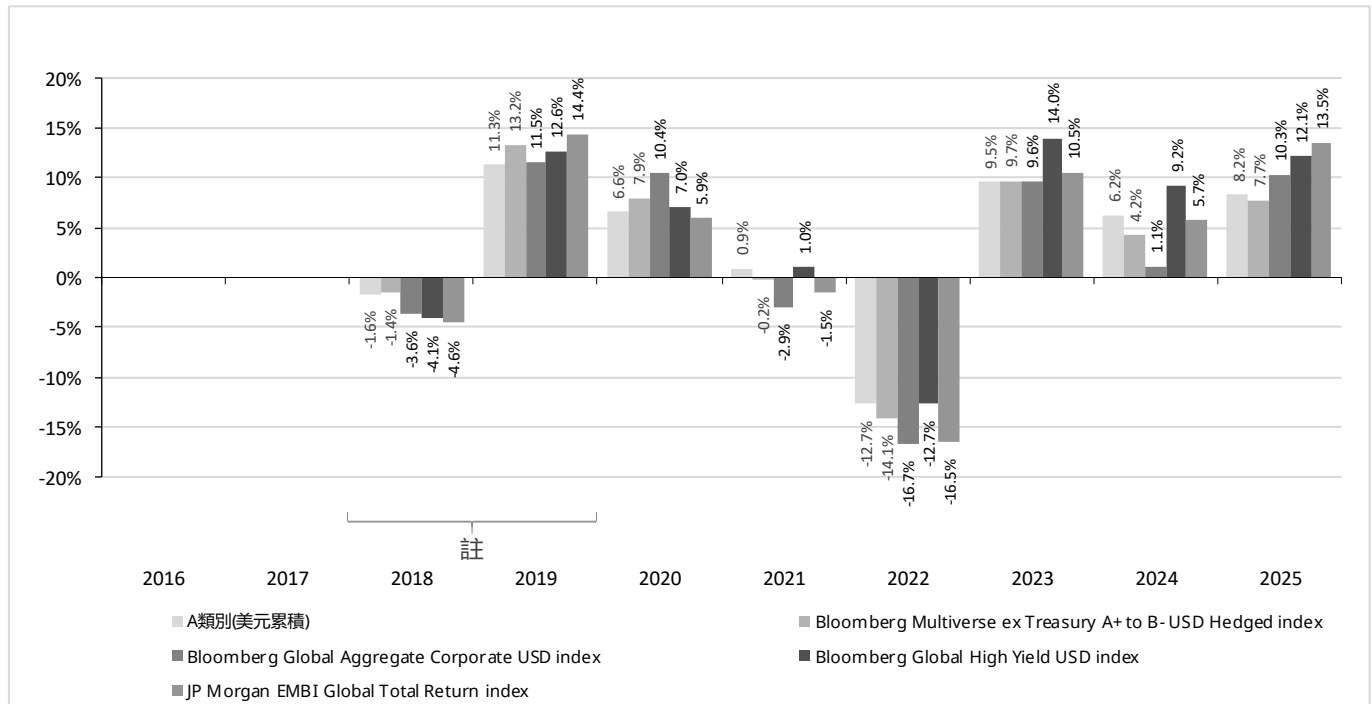
資產和股份類別可以美元以外的貨幣為計算單位，部分或會不能自由兌換。基金可能因持有證券的貨幣、股份類別參考貨幣和美元之間的匯率變動及匯率控制而遭受不利影響，使基金所有股份類別承受匯率浮動和貨幣風險。對於對沖該等外匯 / 貨幣風險，基金或會難以或未能作出。

## 9. 人民幣的貨幣風險及人民幣股份類別相關風險

- 人民幣現時不可自由兌換，須遵守外匯管制政策及限制。

- 無法保證人民幣不會貶值。人民幣的任何貶值可負面地影響投資者於以人民幣定值股份類別的投資價值。
- 人民幣股份類別參考境外人民幣（「CNH」）而非境內人民幣（「CNY」）的價值計值。CNH 及 CNY 雖屬相同貨幣，但以不同的匯率交易。CNH 與 CNY 的任何分別可能負面地影響投資者。
- 並非以人民幣為基本貨幣的投資者，在投資人民幣股份類別時可能須將港幣或其他貨幣兌換為人民幣，其後亦須將贖回人民幣所得款項及 / 或人民幣派息（如有）兌換為港幣或該等其他貨幣。因此視乎人民幣兌港幣或其他貨幣的匯率走勢而定，投資者將須承擔貨幣匯兌成本並可能帶來損失。
- 在特殊情況下，以人民幣支付贖回款項及 / 或派息可能因人民幣的外匯管制和限制而延遲。

### 本基金過往的業績表現如何？



- 往績並非預測日後業績表現的指標。投資者未必能取回全部投資本金。
- 基金業績表現以曆年末的資產淨值作為比較基礎，股息會滾存再作投資。
- 上述數據顯示基金的 A 類別(美元 累積)總值在有關曆年內的升跌幅度。業績表現以美元計算，當中反映出基金的持續費用，但不包括基金可能向閣下收取的認購費及贖回費。
- 如年內沒有顯示有關的業績表現，即代表當年沒有足夠數據用作提供業績表現之用。
- 比較基準: Bloomberg Multiverse ex Treasury A+ to B- USD Hedged index ,Bloomberg Global Aggregate Corporate USD index ,Bloomberg Global High Yield USD index 和 JP Morgan EMBI Global Total Return index
- 基金發行日：2016
- A 類別(美元 累積)發行日：2017
- 管理公司視 A 類別(美元 累積) (即以基金的基本貨幣計值的零售股份類別) 為基金的最適合代表股份類別。

註：這些年度的業績表現乃在不再適用的情況下取得的。於 2018 年至 2019 年，基金出現重大變更，即投資目標及政策變更、獲轉授投資職能者變更和費用下調。

### 本基金有否提供保證？

基金並不提供任何保證。閣下未必能取回投資本金。

**投資本基金涉及哪些費用及收費？****閣下或須繳付的收費**

基金股份交易或須繳付以下費用。

費用	金額	
股份類別	A	A1
認購費 (首次認購費)	以認購總金額之 3.00% 為上限	以認購總金額之 2.00% 為上限
轉換費	不多於轉換股份價值的 1.00%	
贖回費	無	

**基金持續繳付的費用**

以下收費將從基金總值中扣除，閣下的投資回報將會因而減少。

	每年收費率 (佔基金資產淨值百分比)	
股份類別 *	A	A1
管理費 (年度管理費)	1.10%	
存管費	不多於 0.005%	
業績表現費 (表現費)	無	
行政費	不多於 0.25%	
分銷費 (年度分銷費)	無	0.50%
保管服務費	不多於 0.3%	
交易費用 (由存管處徵收)	每宗交易不多於 75 美元	
會計及估值服務費	不多於 0.0083%	

\* 如發售貨幣對沖股份類別，年率最高達每股資產淨值 0.03% 的對沖費將由招致有關費用的貨幣對沖股份類別承擔。對沖費將支付給提供貨幣對沖服務的管理公司。

**其他費用**

閣下進行基金股份交易或須繳付其他費用。有關由基金繳付的費用，請參閱銷售文件。

### 其他資料

- 施羅德投資管理（香港）有限公司或轉讓代理人的代表香港上海滙豐銀行有限公司在基金每個交易日交易截止時間（即香港時間下午 5 時正）或之前直接或經配售商收妥的認購或贖回要求，一般按隨後釐定的基金相關資產淨值執行。閣下作出認購或贖回指令前，請向閣下的配售商查詢(i)其內部交易截止時間（可能較基金的交易截止時間為早）；及(ii)其在香港處於惡劣天氣情況的日子提供的服務。
- 列載所有可供認購之收息股份類別的派息次數和計算股息基準的股息一覽表，以及採取(i)不固定派息政策或(ii)固定派息政策並從資本中支付股息之各收息股份類別過去 12 個月的股息成份（即從資本和可分派淨收入支付派息的百份比），可向施羅德投資管理（香港）有限公司索取及瀏覽施羅德網站 ([www.schroders.com.hk](http://www.schroders.com.hk))。此網站未經證監會審閱。
- 供香港投資者認購的其他股份類別的業績表現上載至網站 [www.schroders.com.hk](http://www.schroders.com.hk)。此網站未經證監會審閱。
- 基金在每一交易日計算基金資產淨值及刊登股份價格，並上載至網站 [www.schroders.com.hk](http://www.schroders.com.hk)。此網站未經證監會審閱。

### 重要提示

閣下如有疑問，應諮詢專業意見。證監會對本概要的內容並不承擔任何責任，對其準確性或完整性亦不作出任何陳述。