



景順日本小型企業基金

2026年 2月 28日

重要提示

- 本基金投資於日本中小型公司，並在較低程度上投資於日本大型公司。
- 投資者務請留意投資於小型公司的風險，投資於中小型日本公司的集中風險，貨幣匯兌風險，股票風險，波動風險，一般投資風險。
- 本基金可為有效率投資組合管理及對沖目的而投資金融衍生工具。與金融衍生工具相關的風險包括交易對手 / 信用風險、流通性風險、估值風險、波動風險及場外交易風險。金融衍生工具的槓桿元素 / 成份可導致損失顯著高於本基金投資於金融衍生工具的金額。涉足金融衍生工具或會導致本基金須承擔受重大損失的高度風險。
- 本基金價值可以波動不定，並有可能大幅下跌。
- 投資者不應單憑本文件而作出投資決定。

投資目標及政策概要

本基金的目標，是透過投資於日本中小型公司，並在較低程度上投資於日本大型公司，以達致長期資本增值。

基金基本資料

基金經理	Yukihiko Hattori, the Japanese Equity Team		
股份類別推出日期	2/1/91		
A(日圓)累積股份	2/1/91		
法律地位	盧森堡SICAV, UCITS地位		
股份類別貨幣	日圓		
基金總值	日圓	15.15	十億
首次認購費(最高)	5.00%		
每年管理費	1.5%		

參考	彭博代碼	ISIN代碼
A(美元對沖)累積股份	INECSAA LX	LU1075211273
A(美元)每年派息股份	INVAADU LX	LU0607522496
A(日圓)累積股份	INVPNEI LX	LU0028119526

基金特點(三年)*

	A(日圓)累積股份
波幅 %	16.80

波幅是根據基金在過去3年的每年回報以標準誤差及基金之基本貨幣計算。

指數化表現 (基準100)*



%	累積表現*					年度表現*				
	年初至今	1年	3年	5年	2021	2022	2023	2024	2025	
A(美元對沖)累積股份	24.93	64.88	102.61	97.13	6.30	-13.18	17.16	15.25	23.48	
A(美元)每年派息股份	24.67	52.67	56.09	14.64	-4.91	-25.80	3.51	0.17	18.66	
A(日圓)累積股份	24.15	58.19	77.82	68.03	6.23	-15.05	11.19	10.93	18.51	

派息資料

(旨在每月/季/半年/年派息，派息並不保證。)

	擬分配頻率	除息日	每單位派息	年息率 (%)
A(美元)每年派息股份	每年	02/03/26	0.0000	0.00%

自2025年11月30日起，本基金便覽所使用的股息計算公式已更新。年息率(%) = [(1 + 每單位派息 / 除息日資產淨值) ^ 頻率] - 1。基金資產淨值於股息派發之除淨日或會下跌。有關頻率為：每月=12；每季=4；每半年=2；每年=1。所有價值不足50美元的股息，均會自動用於增購同類股份。正派息率並不意味著正回報。

持有投資 (總持量: 70)

持量最多之十項投資	%	地區分佈	%	行業分佈	%
Meiko Electronics	3.8	日本	98.2	資本貨物	33.0
Okii Electric Industry	3.7	現金	1.8	科技硬體與設備	16.4
Tokyo Ohka Kogyo	3.7			原材料	13.2
Nisshinbo	3.2			半導體與半導體設備	7.5
Maruwa	2.8			非必需消費品分銷與零售	5.2
Nichias	2.7			商業和專業服務	4.6
NGK Insulators	2.6			汽車及汽車零件	4.4
BuySell Technologies	2.6			金融服務	2.5
Rohm	2.5			其他	11.4
SWCC	2.4			現金	1.8

景順日本小型企業基金

2026年 2月 28日

SFDR «可持續性財務披露條例»

本基金遵守歐盟《可持續性財務披露條例》*第8條的相關規定。據此，基金推動（其中包括）環境或社會特徵或兩者兼而有之。此外，基金所投資的公司均遵守良好的管治實踐。*有關金融服務業可持續性相關披露的(EU)2019/2088法規。

投資排除框架

本基金包含基於聯合國全球契約(UN Global Compact)針對的個別活動、政府嚴重制裁、與環境及/或社會標準相關的若干活動所占收入比重限制，以及為確保公司符合最佳治理實踐制定的投資排除框架。活動列表及相關限制載列如下。有關基金採用的投資排除框架及特徵的進一步詳情，請參閱基金管理公司的網站<https://www.invescomanagementcompany.lu>：

聯合國全球契約	- 不合規
國家制裁	- 禁止投資於受制裁的資產*
爭議性武器	- 收入佔比為0%，包括從事核不擴散條約(NPT)外核彈頭及整個核導彈製造的公司
煤炭	- 燃煤開採：收入佔比>=5% - 燃煤發電：收入佔比>=10%
非傳統石油及天然氣	- 以下各項收入佔比>=5%： 極地油氣探勘； 油砂開採； 頁岩能源開採；
菸草	- 煙草產品生產：收入佔比>=5% - 煙草相關產品及服務：收入佔比>=5%
其他	- 娛樂性大麻：收入佔比>=5%
良好管治	- 確保公司在穩健的管理框架、僱員關係、薪酬及稅務合規方面遵守良好的管制實踐。

*在景順，我們會持續留意任何可能實施的制裁，包括聯合國/美國/歐盟及英國實施的制裁。這些制裁可能會禁止對不同政府/政權/實體的證券的投資，因此將包括在我們的合規指南及工作流程中（旨在確保遵守此等制裁）。我們特別關注國際制裁的指駁，因為在部分情況下制裁可能以有限的方式存在，例如允許在二級市場進行投資。除了針對整個國家的制裁外，還有其他形式的制裁，例如可能聚焦於人權、網絡攻擊、恐怖主義融資及貪污，此等制裁可能適用於個人及/或實體/公司。

任何投資決策均應考慮法律文件所載的所有基金特徵。關於可持續性的相關問題，請參閱：<https://www.invescomanagementcompany.lu/lux-manco/literature>。

景順的 ESG 方針

景順制定投資導向型ESG方針。我們提供全面的專注於ESG投資實力，助力客戶利用投資表達自我價值觀。在適當的情況下，對於某些基金，我們亦將在財務上重要的ESG考慮因素整合至投資平臺，考慮到說明我們為客戶締造可觀回報的重大因素。

企業行動通告

銷售文件詳情

產品資料概要



重要提示

投資表現以日圓計算。以美元或港元作出投資的投資者，需承受兌換匯率的波動風險。衍生工具和相等於現金價值之工具不計入持量最多之十項投資。投資附帶風險。過往業績並不表示將來會有類似業績。投資者應細閱有關基金章程，並參閱有關產品特性及其風險因素。此文件未經證券及期貨事務監察委員會審閱，並由景順投資管理有限公司(Invesco Hong Kong Limited)刊發。©2026 版權為 Morningstar Inc. 所有。本報告所包含的資料：(一) 屬於 Morningstar 及其資料提供者的專利；(二) 不可複印或分發及 (三) 僅作參考用途。Morningstar 及其資料來源提供者不會就使用本報告而引起的任何賠償或損失承擔責任。資產配置相關數據是 Morningstar 參考景順 (Invesco) 所提供的基金之所有持股資料作計算。Morningstar 之特許工具和內容是由交互式數據管理方案作支援。上述提及的管理公司網站 <http://invescomanagementcompany.lu> 並未經證監會審閱，並可能載有未經證監會認可的基金的資料。

除另有說明外，所有數據均截至本文件之日期及由景順提供。

投資組合比重與分佈將不時變動。各項投資分佈數據的總和可因小數進位情況而不相等於100。

*資料來源：所有數據均截至本文件之日期。股份類別表現及 Morningstar 星號評級資料來自©2026 Morningstar。指數化表現：投資100該股份類別貨幣的表現。指數化表現來自景順。Morningstar 星號評級 (如有) 是指基金表現圖表所示的股份類別。股份類別投資表現以資產淨值對資產淨值以股份類別貨幣計算，其股息作滾存投資。

香港投資者注意

發行機構：景順投資管理有限公司

2025年4月30日

**本概要提供有關本產品的重要資料。
本概要為香港發售文件的一部份。
請勿單憑本概要而投資於本產品。**

資料一覽

基金經理／管理公司：	Invesco Management S.A.		
投資經理：	設於香港的景順投資管理有限公司（內部委任）		
副投資經理：	設於日本的 Invesco Asset Management (Japan) Limited（內部委任）		
基本貨幣：	日圓		
保管人（存管機構）：	The Bank of New York Mellon SA/NV, Luxembourg Branch		
交易頻密程度：	每日		
財政年度終結日：	2月最後一天		
全年持續收費：	A（美元對沖）累積－美元類別		2.08%*
	A（累積－日圓）類別		2.08%*
	A（每年派息－美元）類別		2.08%*
	B（累積－日圓）類別		2.98%*
	C（累積－日圓）類別		1.48%*
	C（每年派息－美元）類別		1.48%*

* 持續收費數據乃根據截至 2024 年 8 月 31 日止期間年率化費用除以同期平均資產淨值計算。該數據可能每年作出調整，並不包括組合交易費用。

股息政策： 淨收入分派（股息（如有）將會向投資者派付）
累積（股息（如有）將會再投資於本基金）

最低投資額／最低認購額：

股份類別	A	B	C
首次（申請表格所列任何交易貨幣）	1,500 美元	1,500 美元	1,000,000 美元
	1,000 歐元	1,000 歐元	800,000 歐元
	1,000 英鎊	1,000 英鎊	600,000 英鎊
	10,000 港元	10,000 港元	8,000,000 港元
	120,000 日圓	120,000 日圓	80,000,000 日圓
	1,500 澳元	1,500 澳元	1,000,000 澳元
	1,500 加元	1,500 加元	1,000,000 加元
	2,000 紐元	2,000 紐元	1,200,000 紐元
其後	-	-	-

本基金是什麼產品？

景順日本小型企業基金（「本基金」）乃以互惠基金形式組成的基金，於盧森堡註冊，受盧森堡監管當局 CSSF 監管。

目標及投資策略

本基金的目標，是透過投資於日本中小型公司，並在較低程度上投資於日本大型公司，以達致長期資本增值。本基金將主要（本基金最少70%的資產淨值）投資於日本中小型公司的股票或股票相關證券。就此而言，日本公司指(i)註冊辦事處設於日本的公司；(ii)註冊辦事處設於日本以外地區但其絕大部份業務在日本經營；或(iii)控股公司，而其所持權益絕大部份投資於在日本設立註冊辦事處的公司。就此而言，中小型公司指其市值不超過日本總市值中最低50%的公司。

本基金可將不超過30%的資產淨值投資於貨幣市場工具、任何不符合上述規定的公司或其他實體所發行的股票及股票相關工具，或任何規模的日本公司的債務證券（包括可轉換債券）。為免產生疑問，本基金可將少於30%的資產淨值投資於債務證券（包括可轉換債券）。

有關本基金的環境、社會及管治(ESG)準則的更多資料，請參閱章程附錄B，當中載有根據SFDR¹第8條編製的本基金的合約前資料。

本基金可為對沖及有效率投資組合管理目的而運用衍生工具，包括（但不限於）期貨、遠期合約、不交收遠期合約、互換及複雜期權結構工具。該等衍生工具並可就衍生工具再訂立衍生工具（即遠期互換、互換期權）。然而，本基金不會為投資目的而廣泛運用金融衍生工具（即訂立金融衍生工具以達致投資目標）。

本基金將從事證券借出，然而，任何時候借出的比例將視乎（包括但不限於）確保借出基金的回報率合理及市場的借入需求等因素而定。由於該等規定，可能在特定時候並無證券借出。預計基金涉及證券借出的資產淨值比例為20%。正常情況下，基金涉及證券借出的資產淨值最高比例為29%。

衍生工具的運用／投資

基金的衍生工具風險承擔淨額²最多可佔該基金資產淨值的50%。

有哪些主要風險？

投資涉及風險。請參閱章程以瞭解詳情（包括風險因素）。

- **一般投資風險** - 本基金不能保證可達致其投資目標。本基金所投資的工具的價值或會因下文任何主要風險因素而下跌，因此閣下於本基金的投資可能蒙受損失。本基金不保證能夠退還本金。
- **貨幣匯兌風險**
 - 本基金的資產可能投資於並非以本基金基本貨幣計價的證券。此外，股份類別的指定貨幣未必為本基金基本貨幣。本基金的資產淨值可能因該等貨幣與基本貨幣之間的匯率波動或匯率管制變動而受到不利影響。
 - 就對沖股份類別而言，有關方面並不保證股份計價貨幣的風險承擔能夠一直與本基金的基本貨幣或本基金資產計價的一種或多種貨幣完全對沖。投資者並請注意，倘若該策略成功實施，有關類別股份股東所獲得的利益或會因股份類別貨幣兌本基金基本貨幣的價值下降而大大減少。若投資者要求支付贖回款項的貨幣並非股份計價貨幣，則該種貨幣兌股份計價貨幣的風險承擔將不獲對沖。
- **波動風險** - 投資者請注意，本基金投資組合的波動或會導致本基金的資產淨值大幅波動，可能對本基金的每股資產淨值構成不利影響，投資者或會因而蒙受損失。
- **股票風險** - 所持股證券的價值及所得收入均可升可跌，本基金未必可收回最初投入該等證券的款額。股本證券的價格及所賺取收入或會因為若干事件（包括發行機構的業務和業績、一般政治、經濟及市場狀況、區域或全球經濟動盪以及匯率及利率波動）而下跌。因此，本基金及／或投資者利益或會因而蒙受不利影響。
- **投資於小型公司的風險** - 投資於小型公司可能涉及較大風險，故可視為投機性質。不少小型公司股份交投次數較少，而成交額亦較低，其價格亦會較大型公司的股份有較突然或反覆的波動。小型公司證券亦比大型公司證券較易受到市況變動影響。因此，本基金及／或投資者利益或會因而蒙受不利影響。

¹ 關於金融服務行業可持續性相關披露的 2019 年 11 月 27 日歐洲議會及理事會規例(EU) 2019/2088。

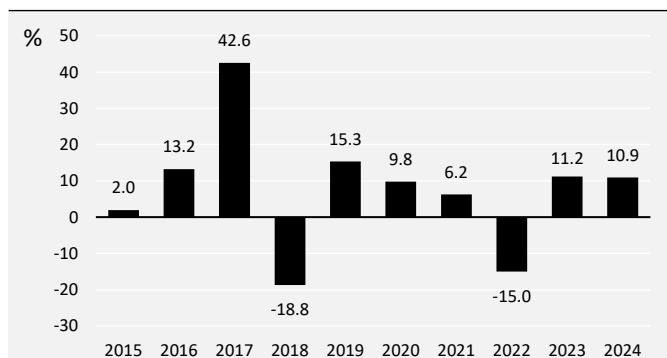
² 有關衍生工具風險承擔淨額計算方法的詳情，請參閱發售文件。

■ 集中風險

- 由於本基金將主要投資於中小型日本公司，該種集中情況可能涉及較一般為高的風險程度，故本基金或會出現高於平均的波幅。投資於具備較廣泛投資組合的基金通常可獲享的分散風險利益或不適用於本基金。
- 本基金的價值或較易受到影響日本市場的不利經濟、政治、政策、外匯、流通性、稅務、法律或監管事件及自然災害拖累。

- 為有效率投資組合管理及對沖目的而投資金融衍生工具的風險 - 本基金的投資項目可包含為達致有效率投資組合管理或意圖對沖或減輕其投資的整體風險而運用的金融衍生工具。與金融衍生工具相關的風險包括交易對手／信用風險、流通性風險、估值風險、波動風險及場外交易風險。金融衍生工具的槓桿元素／成份可導致損失顯著高於本基金投資於金融衍生工具的金額。涉足金融衍生工具或會導致本基金須承擔蒙受重大損失的高度風險。

本基金表現如何？



- 基金經理認為A（累積一日圓）類別（「股份類別」），作為本基金提供予香港公眾的焦點基金類別，為最適的代表股份類別。
- 基金成立日期：1991年1月2日。
- 股份類別成立日期：1991年1月2日。
- 本基金的基本貨幣為日圓。
- 股份類別過往表現的數據以日圓計算。
- 表現數據計算時已扣除持續收費，並包括總收入再投資。計算時並無包括所顯示的任何認購費／贖回費。
- 過往表現並不預視未來表現。
- 投資者未必可取回全數投資金額。
- 表現的計算以每個曆年年底的資產淨值為準（當中包括股息再投資）。
- 左圖的數字顯示股份類別的價值於所示曆年的升幅或跌幅。

是否有任何保證？

本基金並無任何保證。閣下未必可取回全部投資金額。

投資本基金涉及哪些費用及收費？

閣下或須繳付的收費

閣下買賣本基金股份時或須繳付以下費用。

費用	金額												
認購費／首次認購費	A 類：不超過投資總額的 5.00%。 B 類：不適用 C 類：不超過投資總額的 5.00%。												
轉換費	最多為轉換股份價值的 1.00%。												
贖回費	不適用												
或有遞延銷售費用 (只限 B 類股份)	<table border="1"> <thead> <tr> <th>贖回期間 (自購入起計第 x 年)</th> <th>適用或有遞延銷售 費用比率#</th> </tr> </thead> <tbody> <tr> <td>第一年</td> <td>最多為 4%</td> </tr> <tr> <td>第二年</td> <td>最多為 3%</td> </tr> <tr> <td>第三年</td> <td>最多為 2%</td> </tr> <tr> <td>第四年</td> <td>最多為 1%</td> </tr> <tr> <td>第四年完結後</td> <td>無</td> </tr> </tbody> </table>	贖回期間 (自購入起計第 x 年)	適用或有遞延銷售 費用比率#	第一年	最多為 4%	第二年	最多為 3%	第三年	最多為 2%	第四年	最多為 1%	第四年完結後	無
贖回期間 (自購入起計第 x 年)	適用或有遞延銷售 費用比率#												
第一年	最多為 4%												
第二年	最多為 3%												
第三年	最多為 2%												
第四年	最多為 1%												
第四年完結後	無												

或有遞延銷售費用將按(i)現行市值（按贖回當日的每股資產淨值計算）；或(ii)擬贖回 B 類股份的購入成本兩者中的較低款額計算。

實際比率（若偏離上限）載於 SICAV 的最新經審核年報及賬目，以及網站 www.invesco.com/hk。此網站未經證券及期貨事務監察委員會（「證監會」）審閱。

本基金持續繳付的費用

以下開支將從本基金中扣除，閣下的投資回報將會因而減少。

每年收費率（佔本基金價值百分比）

管理費*	A 類：1.50% B 類：1.50% C 類：1.00%
保管費／存管機構費用	最多為 0.0075%
業績表現費	不適用
行政費	不適用
分銷費	A 類：不適用 B 類：最多為 1.00%# C 類：不適用 # 實際比率（若偏離上限）載於 SICAV 的最新經審核年報及賬目，以及網站 www.invesco.com/hk 。此網站未經證監會審閱。
服務代理人費用	A 類：最多為 0.40% B 類：最多為 0.30% C 類：最多為 0.30%

*該項收費可被調高，惟須經證監會事先批准，並向投資者事先發出不少於三個月的通知。

其他費用

閣下買賣本基金股份時或須繳付其他費用。

其他資料

- 經香港分經銷商兼代表於香港時間下午五時（即本基金的交易截算時間）或之前收到閣下完備的認購及贖回要求後，閣下一般按本基金下一次釐定的資產淨值購買及贖回股份。提交認購或贖回指令前，請向閣下的經銷商查詢其內部截算時間（或會較本基金的交易截算時間為早）。
- 本基金於每個「營業日」（定義見章程）計算資產淨值，並於每個「香港營業日」（定義見「補編—香港投資者補充資料」）在 www.invesco.com/hk 刊載股份價格。此網站未經證監會審閱。
- 投資者可於 www.invesco.com/hk 取得其他向香港投資者提呈發售的股份類別的過往表現數據。此網站未經證監會審閱。
- 投資者可於 www.invesco.com/hk 取得有關本產品的其他資料。此網站未經證監會審閱。

重要提示

閣下如有任何疑問，應徵詢專業意見。

證監會對本概要的內容並不承擔任何責任，對其準確性或完整性亦不作出任何陳述。



Invesco Nippon Small/Mid Cap Equity Fund

28 February 2026

Important Information

- The Fund invests in small to medium sized Japanese companies and to a lesser extent in large Japanese companies.
- Investors should note the risk of investing in small companies, concentration risk of investing in small to medium sized Japanese companies, currency exchange risk, equities risk, volatility risk, and general investment risk.
- Financial derivative instruments (FDI) may be used for efficient portfolio management purposes or to hedge or reduce the overall risk of investments. Risks associated with FDI include counterparty/credit risk, liquidity risk, valuation risk, volatility risk and over-the-counter transaction risk. The leverage element/component of a FDI can result in a loss significantly greater than the amount invested in the FDI by the Fund. Exposure to FDI may lead to a high risk of significant loss by the Fund.
- The value of the Fund can be volatile and could go down substantially.
- Investors should not base their investment decision on this material alone.

Objectives and investment strategy

The objective of the Fund is to achieve long-term capital growth by investing in small to medium sized Japanese companies and to a lesser extent in large Japanese companies.

Key facts

Fund manager	Yukihiro Hattori, the Japanese Equity Team	
Share class launch date	A (JPY)-Acc Shares 2/1/91	
Legal Status	Luxembourg SICAV with UCITS status	
Share class currency	JPY	
Fund Size	JPY	15.15 bn
Initial Charge (up to)	5.00%	
Annual Management Fee	1.5%	

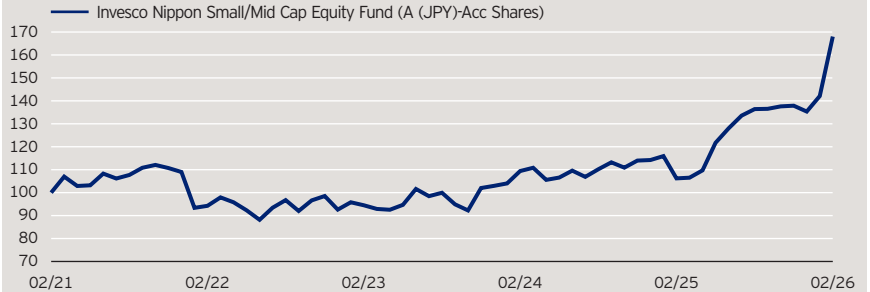
References	Bloomberg code	ISIN code
A(USD Hgd)-Acc Shares	INECSAA LX	LU1075211273
A(USD)-AD Shares	INVAADU LX	LU0607522496
A(JPY)-Acc Shares	INVPNEI LX	LU0028119526

3 year characteristics*

	A (JPY)-Acc Shares
Volatility in %	16.80

Volatility is measured by the standard deviation of the fund, based on its annual rates of return over the past 3 years in base currency of the fund.

Indexed performance (base 100)*



%	Cumulative performance*				Calendar year performance*				
	YTD	1 year	3 years	5 years	2021	2022	2023	2024	2025
A (USD Hgd)-Acc Shares	24.93	64.88	102.61	97.13	6.30	-13.18	17.16	15.25	23.48
A (USD)-AD Shares	24.67	52.67	56.09	14.64	-4.91	-25.80	3.51	0.17	18.66
A (JPY)-Acc Shares	24.15	58.19	77.82	68.03	6.23	-15.05	11.19	10.93	18.51

Distribution information

(Aims to pay dividend on monthly/quarterly/semi-annual/ annual basis. Dividend is not guaranteed.)

	Intended frequency	Ex-Dividend date	Distribution per unit	Annualized dividend (%)
A (USD)-AD Shares	Annual	02/03/26	0.0000	0.00%

Effective 30 November 2025, the formula used to calculate annualized dividend (%) figures on the factsheet was updated. Annualized dividend (%) = $[(1 + \text{Distribution per unit} / \text{Ex-Dividend NAV})^{\text{Frequency}} - 1]$ on Ex-Dividend date. Upon dividend distribution, the Fund's net asset value may fall on the ex-dividend date. For Frequency, Monthly = 12; Quarterly = 4; Semi-Annually = 2; Annually = 1. All distributions below USD 50 will be automatically applied in the purchase of further shares of the same class. Positive distribution yield does not imply a positive return.

Holding	(total holdings: 70)	%	Geographical weightings	%	Sector weightings	%
Top 10 holdings						
Meiko Electronics		3.8	Japan	98.2	Capital Goods	33.0
Oki Electric Industry		3.7	Cash	1.8	Technology Hardware & Equipment	16.4
Tokyo Ohka Kogyo		3.7			Materials	13.2
Nisshinbo		3.2			Semiconductors & Semiconductor Equipment	7.5
Maruwa		2.8			Consumer Discretionary Distribution & Retail	5.2
Nichias		2.7			Commercial & Professional Services	4.6
NGK Insulators		2.6			Automobiles & Components	4.4
BuySell Technologies		2.6			Financial Services	2.5
Rohm		2.5			Others	11.4
SWCC		2.4			Cash	1.8

Invesco Nippon Small/Mid Cap Equity Fund

28 February 2026

SFDR (Sustainable Finance Disclosure Regulation)

The Fund complies with Article 8 with respect to the EU's Sustainable Finance Disclosure Regulation*. As such, the fund promotes, among other characteristics, environmental or social characteristics or a combination of those characteristics. In addition, the companies in which the fund invests follow good governance practices. *Regulation (EU) 2019/2088 on sustainability - related disclosures in the financial services sector.

Exclusion Framework

The Fund embeds an exclusionary framework to specific activities based on UN Global Compact, severe governmental sanctions, revenue thresholds for certain activities linked to environmental and/or social criteria, as well as ensuring that companies follow good governance practices. The list of activities and their thresholds are listed below. For further details on the exclusion framework and characteristics applied by the fund please refer to the website of the manager <https://www.invescomanagementcompany.lu>:

UN Global Compact	- Non-Compliant
Country sanctions	- Sanctioned investments are prohibited*
Controversial weapons	- 0% of revenue including companies involved in the manufacture of nuclear warheads or whole nuclear missiles outside of the Non-Proliferation Treaty (NPT)
Coal	- Thermal Coal extraction: >=5% of revenue - Thermal Coal Power Generation: >=10% of revenue
Unconventional oil & gas	- >= 5% of revenue on each of the following: Arctic oil & gas exploration; Oil sands extraction; Shale energy extraction;
Tobacco	- Tobacco Products production: >=5% of revenue - Tobacco related products and services: >=5% of revenue
Others	- Recreational cannabis: >=5% of revenue
Good governance	- Ensure that companies follow good governance practices in the areas of sound management structures, employee relations, remuneration and tax compliance

*At Invesco we continuously monitor any applicable sanctions, including those imposed by the UN/US/EU and UK. These sanctions may preclude investments in the securities of various governments/regimes/entities and as such will be included in our compliance guidelines and workflows (designed to ensure compliance with such sanctions). The wording of international sanctions is something that we pay particular attention to as there are occasions where sanctions can exist in limited form, for example allowing investments in the secondary market. In addition to sanctions targeting entire countries, there are other thematic regimes, which may focus for example on human rights, cyber attacks, terrorist financing and corruption, which may apply to both individuals and/or entities/corporations.

Any investment decision should take into account all the characteristics of the fund as described in the legal documents. For sustainability related aspects, please refer to: <https://www.invescomanagementcompany.lu/lux-manco/literature>.

Invesco's Approach to ESG

Invesco has an investment-led ESG approach. We provide a comprehensive range of ESG-focused capabilities that enable clients to express their values through investing. Where appropriate, for certain funds, we also integrate financially material ESG considerations, taking into account critical factors that help us deliver strong outcomes to clients.

Shareholder Notice



Prospectus and Financial Reports



KFS of the fund



Important Information

The investment performances are denominated in JPY. US/HK dollar-based investors are therefore exposed to fluctuations in exchange rates. Derivatives and cash equivalent instruments are excluded in the calculation of Top 10 holdings. Investment involves risks. Past performance is not indicative of future performance. Investors should read the relevant prospectus for details, including the risk factors and product features. This material has not been reviewed by the Securities and Futures Commission and is issued by Invesco Hong Kong Limited (景順投資管理有限公司). ©2026 Morningstar, Inc. All rights reserved. The information contained herein: (1) is proprietary to Morningstar and/or its content providers; (2) may not be copied or distributed; and (3) is provided for reference purposes only. Neither Morningstar nor its content providers are responsible for any damages or losses arising from any use of this information. Asset allocation data is derived by Morningstar using full holdings data provided by Invesco. Morningstar Licensed Tools and Content powered by Interactive Data Managed Solutions. The website of the management company mentioned above at <https://www.invescomanagementcompany.lu> has not been reviewed by the SFC and may contain information of Funds not authorised by the SFC. All data is as of the date of this document and sourced from Invesco unless otherwise stated.

Portfolio weightings and allocations are subject to change. The weightings for each breakdown are rounded to the nearest tenth or hundredth of a percent; therefore, the aggregate weights for each breakdown may not equal 100%.

*Source: Data as of the date of this document. Performance of the share class(es) and Morningstar rating are sourced from ©2026 Morningstar. Indexed performance: Performance of an investment of 100 in share class currency. Index performance is sourced from Invesco. Morningstar rating (if applicable) is given to the share class as shown in the Indexed performance chart. Performance of the share class(es) is calculated based on NAV to NAV, gross income re-invested in share class currency.

Invesco Nippon Small/Mid Cap Equity Fund

A sub-fund of Invesco Funds (SICAV)

FOR THE ATTENTION OF HONG KONG INVESTORS

Issuer: Invesco Hong Kong Limited

30 April 2025

*This statement provides you with key information about this product.
This statement is a part of the Hong Kong Offering Document.
You should not invest in this product based on this statement alone.*

Quick Facts

Fund Manager/ Management Company:	Invesco Management S.A.	
Investment Manager(s):	Invesco Hong Kong Limited, located in Hong Kong. (Internal delegation)	
Investment Sub-Manager:	Invesco Asset Management (Japan) Limited, located in Japan. (Internal delegation)	
Base Currency:	Japanese Yen	
Custodian (Depositary):	The Bank of New York Mellon SA/NV, Luxembourg Branch	
Dealing Frequency :	Daily	
Financial Year End:	The last day of February	
Ongoing charges over a year:	Class A (USD hedged) accumulation – USD	2.08%*
	Class A accumulation – JPY	2.08%*
	Class A annual distribution – USD	2.08%*
	Class B accumulation – JPY	2.98%*
	Class C accumulation – JPY	1.48%*
	Class C annual distribution – USD	1.48%*

* The ongoing charges figure is calculated based on annualised expenses for the period ending 31 August 2024 divided by the average net assets over the same period. This figure may vary from year to year. It excludes portfolio transaction costs.

Dividend Policy: Net Income distribution (Dividends, if any, will be paid to investors)
Accumulation (Dividends, if any, will be re-invested into the Fund)

Minimum Investment/ Minimum Subscription Amount:

Share class	A	B	C
Initial (in any of the dealing currencies listed in the Application Form)	USD1,500	USD1,500	USD1,000,000
	EUR1,000	EUR1,000	EUR800,000
	GBP1,000	GBP1,000	GBP600,000
	HKD10,000	HKD10,000	HKD8,000,000
	JPY120,000	JPY120,000	JPY80,000,000
	AUD1,500	AUD1,500	AUD1,000,000
	CAD1,500	CAD1,500	CAD1,000,000
	NZD2,000	NZD2,000	NZD1,200,000
Additional	-	-	-

What is this product?

Invesco Nippon Small/Mid Cap Equity Fund (the “Fund”) is a fund constituted in the form of a mutual fund. It is domiciled in Luxembourg and its home regulator is the CSSF, Luxembourg supervisory authority.

Objectives and Investment Strategy

The objective of the Fund is to achieve long-term capital growth by investing in small to medium sized Japanese companies and to a lesser extent in large Japanese companies. The Fund will primarily invest (at least 70% of the Fund's net asset value) in equity or equity-related securities of small or mid cap Japanese companies. For the present purposes, Japanese companies shall mean (i) companies having their registered office in Japan, (ii) companies with their registered office outside Japan carrying out their business activities predominantly in Japan, or (iii) holding companies, the interests of which are predominantly invested in companies with their registered office in Japan. For the present purposes, small and mid cap companies shall mean companies whose market capitalisation shall not exceed bottom half of total market capitalisation in Japan.

Up to 30% of the net asset value of the Fund may be invested in money market instruments, equity and equity related instruments issued by companies or other entities not meeting the above requirement or debt securities (including convertible debt) of Japanese companies of any size. For the avoidance of doubt, less than 30% of the net asset value of the Fund may be invested in debt securities (including convertible debt).

For more information on the Fund's environmental, social, and governance (ESG) criteria, please refer to Appendix B of the Prospectus where the Fund's pre-contractual information pursuant to Article 8 of SFDR¹ is available.

The Fund may use derivatives (including but not limited to futures, forwards, non-deliverable forwards, swaps and complex options structures) for hedging and efficient portfolio management purposes. Such derivatives may also incorporate derivatives on derivatives (i.e. forward dated swaps, swap options). However, financial derivative instruments will not be extensively used for investment purposes (i.e. entering into financial derivative instruments to achieve the investment objectives).

The Fund will engage in securities lending, however, the proportion lent out at any time will be dependent on dynamics including, but not limited to, ensuring a reasonable rate of return for the lending Fund and borrowing demand in the market. As a result of such requirements, it is possible that no securities are lent out at certain times. The expected proportion of the net asset value of the Fund subject to securities lending is 20%. Under normal circumstances, the maximum proportion of the net asset value of the Fund subject to securities lending is 29%.

Use of derivatives / investment in derivatives

The Fund's net derivative exposure² may be up to 50% of the Fund's net asset value.

What are the key risks?

Investment involves risks. Please refer to the Prospectus for details including the risks factors.

- **General investment risk** - There can be no assurance that the Fund will achieve its investment objective. The instruments invested by the Fund may fall in value due to any of the key risk factors below and therefore your investment in the Fund may suffer losses. There is no guarantee of the repayment of principal.
- **Currency exchange risk**
 - The Fund's assets may be invested in securities denominated in currencies other than the base currency of the Fund. Also, a class of shares may be designated in a currency other than the base currency of the Fund. The net asset value of the Fund may be affected unfavorably by fluctuations in the exchange rates between these currencies and the base currency and by changes in exchange rate controls.
 - For the hedged share classes, there is no guarantee that the exposure of the currency in which the shares are denominated can be fully hedged at all times against the base currency of the Fund or the currency or currencies in which the assets of the Fund are denominated. Investors should also note that the successful implementation of the strategy may substantially reduce the benefit to shareholders in the relevant class of shares as a result of decreases in the value of the share class currency against the base currency of the Fund. In the event that investors request payment of

¹ Regulation (EU) 2019/2088 of the European Parliament and of the Council of 27 November 2019 on sustainability-related disclosures in the financial services sector.

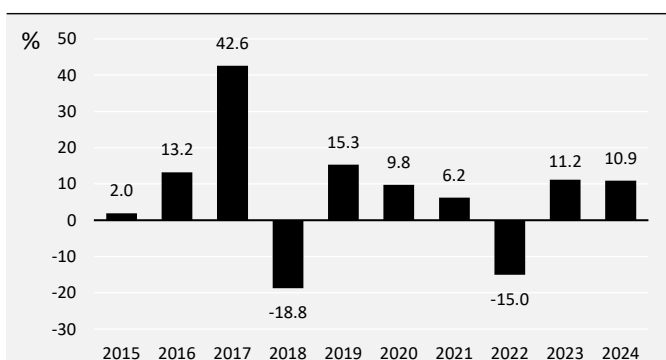
² Please refer to the offering document for details regarding the calculation methodology of net derivative exposure.

Invesco Nippon Small/Mid Cap Equity Fund

redemption proceeds in a currency other than the currency in which the shares are denominated, the exposure of that currency to the currency in which the shares are denominated will not be hedged.

- **Volatility risk** - Investors should note that volatility in the Fund's investment portfolio may result in large fluctuations in the net asset value of the Fund which may adversely affect the net asset value per share of the Fund and investors may as a result suffer losses.
- **Equities risk** - The value of, and income derived from, equity securities held may fall as well as rise and the Fund may not recoup the original amount invested in such securities. The prices of and the income generated by equity securities may decline in response to certain events, including the activities and results of the issuer, general political, economic and market conditions, regional or global economic instability and currency and interest rate fluctuations. Thus, this may adversely impact the Fund and/or the interests of investors.
- **Risk of investing in small companies** - Investment in small companies may involve greater risks and thus may be considered speculative. Many small company stocks trade less frequently and in smaller volumes and may be subject to more abrupt or erratic price movements than stocks of larger companies. The securities of small companies may also be more sensitive to market changes than securities in large companies. As such, this may adversely impact the Fund and/or the interests of investors.
- **Concentration risk**
 - As the Fund will invest primarily in small to medium sized Japanese companies, such concentration may exhibit a higher than usual degree of risk and the Fund may be subject to above average volatility. The diversification benefits that would ordinarily accrue from investment in a fund having a more diverse portfolio of investments, may not apply to this Fund.
 - The value of the Fund may be more susceptible to adverse economic, political, policy, foreign exchange, liquidity, tax, legal or regulatory event and natural disaster affecting the Japanese market.
- **Risk of investing in financial derivative instruments ("FDI") for efficient portfolio management and hedging purposes** - Investments of the Fund may be composed of FDI used for efficient portfolio management or to attempt to hedge or reduce the overall risk of its investments. Risks associated with FDI include counterparty/credit risk, liquidity risk, valuation risk, volatility risk and over-the-counter transaction risk. The leverage element/component of a FDI can result in a loss significantly greater than the amount invested in the FDI by the Fund. Exposure to FDI may lead to a high risk of significant loss by the Fund.

How has the Fund performed?



- The Fund Manager views Class A accumulation - JPY (the "Share Class"), being the focus share class of the Fund available to the public of Hong Kong, as the most appropriate representative share class.
- Fund launch date: 02 January 1991.
- Share Class launch date: 02 January 1991.
- The base currency of the Fund is JPY.
- Past performance of the Share Class is calculated in JPY.
- Performance is calculated after deduction of ongoing charges and is inclusive of gross income reinvested. Any entry/exit charges shown are excluded from the calculation.
- Past performance is not a guide to future performance.
- Investors may not get back the full amount invested.
- The computation basis of the performance is based on the calendar year end, NAV-To-NAV, with dividend reinvested.
- These figures show by how much the Share Class increased or decreased in value during the calendar year being shown.

Invesco Nippon Small/Mid Cap Equity Fund

Is there any guarantee?

The Fund does not have any guarantees. You may not get back the full amount of money you invest.

What are the fees and charges?

Charges which may be payable by you

You may have to pay the following fees when dealing in the shares of the Fund.

Fee	What you pay														
Subscription fee/ Initial charge	Class A: Not exceeding 5.00% of the gross investment amount. Class B: N/A Class C: Not exceeding 5.00% of the gross investment amount.														
Switching fee	Up to 1.00% of the value of the shares being switched.														
Redemption fee	N/A														
Contingent Deferred Sales Charge ("CDSC") (Class B only)	<table border="0" style="width: 100%;"> <thead> <tr> <th style="text-align: left;">Redemption during</th> <th style="text-align: left;">Applicable rate</th> </tr> </thead> <tbody> <tr> <td>(during X years since purchase)</td> <td>of CDSC#</td> </tr> <tr> <td>1st Year</td> <td>Up to 4%</td> </tr> <tr> <td>2nd Year</td> <td>Up to 3%</td> </tr> <tr> <td>3rd Year</td> <td>Up to 2%</td> </tr> <tr> <td>4th Year</td> <td>Up to 1%</td> </tr> <tr> <td>After end of 4th Year</td> <td>None</td> </tr> </tbody> </table> <p>The CDSC will be calculated by reference to the lesser of (i) the current market value (based on the net asset value per share ruling on the date of redemption); or (ii) the acquisition cost of the Class B shares being redeemed.</p> <p># The actual rate is set out in the latest audited annual report and accounts of the SICAV and on the website at www.invesco.com/hk where it deviates from the maximum rate. This website has not been reviewed by the Securities and Futures Commission ("SFC").</p>	Redemption during	Applicable rate	(during X years since purchase)	of CDSC#	1st Year	Up to 4%	2nd Year	Up to 3%	3rd Year	Up to 2%	4th Year	Up to 1%	After end of 4th Year	None
Redemption during	Applicable rate														
(during X years since purchase)	of CDSC#														
1st Year	Up to 4%														
2nd Year	Up to 3%														
3rd Year	Up to 2%														
4th Year	Up to 1%														
After end of 4th Year	None														

Ongoing fees payable by the Fund

The following expenses will be paid out of the Fund. They affect you because they reduce the return you get on your investments.

	Annual rate (as a % of the Fund's value)
Management fee*	Class A: 1.50% Class B: 1.50% Class C: 1.00%
Custodian fee/ Depository charge	Up to 0.0075%
Performance fee	N/A
Administration fee	N/A
Distribution fee	Class A: N/A Class B: Up to 1.00%# Class C: N/A

The actual rate is set out in the latest audited annual report and accounts of the SICAV and on the website at www.invesco.com/hk where it deviates from the maximum rate. This website has not been reviewed by the SFC.

Invesco Nippon Small/Mid Cap Equity Fund

Service agents fee	Class A: Up to 0.40% Class B: Up to 0.30% Class C: Up to 0.30%
--------------------	--

*The fees can be increased subject to the prior approval of the SFC and by giving not less than three months' prior notice to the investors.

Other fees

You may have to pay other fees when dealing in the shares of the Fund.

Additional Information

- You generally buy and redeem shares at the Fund's next-determined net asset value after the Hong Kong Sub-Distributor and Representative receives your request in good order on or before 5:00pm, Hong Kong time, being the Fund's dealing cut-off time. Before placing your subscription or redemption orders, please check with your distributor for the distributor's internal cut-off time (which may be earlier than the Fund's dealing cut-off time).
- The net asset value of the Fund is calculated each "Business Day" (as defined in the Prospectus) and the price of shares is published each "Hong Kong business day" (as defined in the "Supplement - Additional Information for Hong Kong Investors") at www.invesco.com/hk. This website has not been reviewed by the SFC.
- Investors may obtain the past performance information of other share classes offered to Hong Kong investors at www.invesco.com/hk. This website has not been reviewed by the SFC.
- Investors may obtain other information of this product at www.invesco.com/hk. This website has not been reviewed by the SFC.

Important

If you are in doubt, you should seek professional advice.

The SFC takes no responsibility for the contents of this statement and makes no representation as to its accuracy or completeness.