

## HSBC Global Investment Funds

# INDIA FIXED INCOME

Monthly report 30 June 2025 | Share class AM30AUD

Fund center



### Risk Disclosure

- The Fund invests mainly in Indian bonds and fixed income securities.
- When investing in Indian bonds, the Fund may need to comply with the licensing regulations in India and is subject to additional risks, including quota restrictions and tax risks.
- The Fund may pay dividends out of capital or gross of expenses. Dividend is not guaranteed and may result in capital erosion and reduction in net asset value.
- The Fund may invest in financial derivative instruments for investment purpose which may lead to higher volatility to its net asset value.
- The Fund's investments may involve substantial credit, credit rating, currency, volatility, liquidity, general debt securities, non-investment grade and unrated debt securities, sovereign debt, interest rate, valuation, geographic concentration, emerging markets, tax and political risks. Investors may suffer substantial loss of their investments in the Fund.
- Portfolio Currency Hedged Share Classes or RMB denominated class are subject to higher currency and exchange rate risks.
- Investors should not invest solely based on factsheet and should read the offering documents for details.



### Investment objective

The Fund aims to provide long term capital growth and income by investing in a portfolio of Indian bonds and other similar securities.



### Investment strategy

The Fund is actively managed and is not constrained by a benchmark. The Fund normally invests at least 90% of its assets in Indian rupee (INR) denominated Indian domestic investment grade, non-investment grade and unrated bonds issued by government, supranational and/or corporate issues; investment grade, non-investment grade and unrated bonds issued or guaranteed by government or government agencies of India, and companies that are based in India, that are denominated in other currencies; cash or instruments (up to 20% of assets); and other financial instruments. Issuers considered for inclusion within the Fund's portfolio will be subject to excluded activities in accordance with HSBC Asset Management's Responsible Investment Policies. The Fund may be subject to a limit on its investments in India. Where this is the case the Fund may invest in non-INR denominated securities. The Fund may invest up to 100% in bonds issued by the Indian Government or Indian Government agencies. The Fund may invest up to 10% in contingent convertible securities, up to 10% in other funds and may invest in bank deposits, money market instruments or money market funds. See the Prospectus for a full description of the investment objectives and derivative usage.

### Share Class Details

#### Key metrics

NAV per Share	<b>AUD 7.49</b>
Yield to maturity	<b>6.71%</b>

#### Fund facts

UCITS V compliant	<b>Yes</b>
Dividend treatment	<b>Distributing</b>
Distribution Frequency	<b>Monthly</b>
Dividend ex-date	<b>26 June 2025</b>
Dividend annualised yield*	<b>6.74%</b>
Dividend Amount	<b>0.040800</b>
Dealing frequency	<b>Daily</b>
Share Class Base Currency	<b>AUD</b>
Domicile	<b>Luxembourg</b>
Inception date	<b>29 August 2018</b>
Fund Size	<b>USD 508,828,117</b>
Managers	<b>Kapil Punjabi Fouad Mouadine William GOH</b>

#### Fees and expenses

Minimum initial investment (HK) <sup>1</sup>	<b>AUD 1,500</b>
Maximum initial charge (HK)	<b>3.000%</b>
Management fee	<b>1.100%</b>

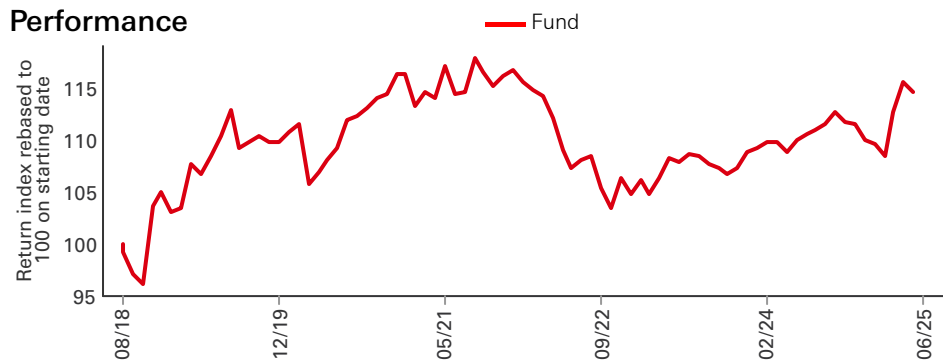
#### Codes

ISIN	<b>LU1819531879</b>
Bloomberg ticker	<b>HSIAM30 LX</b>

<sup>1</sup>Please note that initial minimum subscription may vary across different distributors

**Past performance does not predict future returns. The figures are calculated in the share class base currency, NAV to NAV basis with dividend reinvested, net of fees. If investment performance is not denominated in HKD or USD, HKD or USD based investors are exposed to exchange rate fluctuations. \*The fund may pay dividends out of capital or gross of expenses.**  
**Reference Performance Benchmark: 100% Crisil Composite Bond Dollar Index since 28 May 2024. Since inception - 28 May 2024, there was no benchmark.**  
**Fund change that may have material impact on performance: 16 Nov 2018 - Change in the manner of charging sales charge / switching charge.**  
**For definition of terms, please refer to the Glossary QR code.**  
**Source: HSBC Asset Management, data as at 30 June 2025**

## Performance



Performance (%)	YTD	1 month	3 months	6 months	1 year	3 years	5 years
AM30AUD	3.30	-0.90	0.75	3.30	2.75	5.87	3.93

Calendar year performance (%)	2020	2021	2022	2023	2024
AM30AUD	5.92	0.28	-10.28	3.92	1.01

The calendar year return of the first year is calculated between share class inception date and calendar year end of first year if the share class has less than 5-year history. Results are cumulative

3-Year Risk Measures	AM30AUD	Reference benchmark	5-Year Risk Measures	AM30AUD	Reference benchmark
Volatility	4.60%	--	Volatility	4.93%	--
Sharpe ratio	-0.44	--	Sharpe ratio	-0.33	--

Fixed Income Characteristics	Fund	Reference benchmark	Relative
No. of holdings ex cash	61	90	--
Average coupon rate	7.14	7.27	-0.14
Portfolio yield	6.70%	6.69%	0.01%
Yield to maturity	6.71%	6.69%	0.02%
Current yield	6.93%	7.12%	-0.19%
Effective duration	6.44	5.46	0.98
Average maturity	11.72	10.13	1.59
Average Credit Quality	A-/BBB+	BBB-	--
Number of issuers	25	51	--

Credit rating (%)	Fund	Reference benchmark	Relative	Maturity Breakdown (Effective duration)	Fund	Reference benchmark	Relative
AAA	22.09	--	22.09	0-2 years	0.05	0.18	-0.13
BBB	51.21	49.66	1.55	2-5 years	1.13	1.16	-0.03
BB	3.71	--	3.71	5-10 years	1.63	1.56	0.07
NR	22.67	50.34	-27.67	10+ years	3.64	2.57	1.07
Cash	0.32	--	0.32	Cash	0.00	--	0.00
				<b>Total</b>	<b>6.44</b>	<b>5.46</b>	<b>0.98</b>


Past performance does not predict future returns. The figures are calculated in the share class base currency, NAV to NAV basis with dividend reinvested, net of fees. If investment performance is not denominated in HKD or USD, HKD or USD based investors are exposed to exchange rate fluctuations. \*The fund may pay dividends out of capital or gross of expenses. The benchmark data is that of the reference benchmark of the fund, as this data is calculated at fund level rather than share class level. The reference benchmark of the fund is 100% Crisil Composite Bond Dollar Index. For definition of terms, please refer to the Glossary QR code. Source: HSBC Asset Management, data as at 30 June 2025

Sector Allocation (%)	Fund	Reference benchmark	Relative
Sovereign	48.47	50.98	-2.51
Multi-National	22.09	--	22.09
Bank	13.19	12.06	1.12
Diversified Finan Serv	7.73	23.50	-15.78
Regional(state/provnc)	2.98	--	2.98
Transportation	1.81	4.98	-3.16
Oil & gas	1.47	1.31	0.16
Engineering&Construction	1.23	1.21	0.02
Iron/Steel	0.68	0.20	0.48
Commercial Services	0.04	--	0.04
Other Sectors	--	5.77	-5.77
Cash	0.32	--	0.32

Top 10 Holdings	Weight (%)
INDIA GOVT BOND 7.300 19/06/53	7.69
INDIA GOVT BOND 7.090 05/08/54	6.51
INDIA GOVT BOND 7.320 13/11/30	6.09
INDIA GOVT BOND 7.100 08/04/34	5.47
INDIA GOVT BOND 7.180 24/07/37	4.93
INDIA GOVT BOND 7.250 12/06/63	4.68
INDIA GOVT BOND 7.410 19/12/36	4.29
INDIA GOVT BOND 7.230 15/04/39	2.80
EUROPEAN INVT BK 7.400 23/10/33	2.52
HDFC BANK LTD 8.440 28/12/28	2.49

The benchmark data is that of the reference benchmark of the fund, as this data is calculated at fund level rather than share class level. The reference benchmark of the fund is 100% Crisil Composite Bond Dollar Index  
 For definition of terms, please refer to the Glossary QR code.  
 Source: HSBC Asset Management, data as at 30 June 2025

Follow us on:



For more information please contact us  
at Tel: 852 2284 1111.

Website:  
[www.assetmanagement.hsbc.com/hk](http://www.assetmanagement.hsbc.com/hk)

#### Glossary



[www.assetmanagement.hsbc.com.hk/  
api/v1/download/document/  
lu0164865239/hk/en/glossary](http://www.assetmanagement.hsbc.com.hk/api/v1/download/document/lu0164865239/hk/en/glossary)

## Index Disclaimer

Each CRISIL Index (including, for the avoidance of doubt, its values and constituents) is the sole property of CRISIL Limited (CRISIL). No CRISIL Index may be copied, retransmitted or redistributed in any manner. While CRISIL uses reasonable care in computing the CRISIL Indices and bases its calculation on data that it considers reliable, CRISIL does not warrant that any CRISIL Index is error-free, complete, adequate or without faults. Anyone accessing and/or using any part of the CRISIL Indices does so subject to the condition that: (a) CRISIL is not responsible for any errors, omissions or faults with respect to any CRISIL Index or for the results obtained from the use of any CRISIL Index; (b) CRISIL does not accept any liability (and expressly excludes all liability) arising from or relating to their use of any part of CRISIL Indices.

## Benchmark disclosure

The Investment Advisor will use its discretion to invest in securities not included in the reference benchmark based on active investment management strategies and specific investment opportunities. It is foreseen that a significant percentage of the Fund's investments will be components of the reference benchmark. However, their weightings may deviate materially from those of the reference benchmark.

**For definition of terms, please refer to the Glossary QR code.**  
**Source: HSBC Asset Management, data as at 30 June 2025**

## Important Information

The material contained herein is for marketing purposes and is for your information only. This document is not contractually binding nor are we required to provide this to you by any legislative provision. It does not constitute legal, tax or investment advice or a recommendation to any reader of this material to buy or sell investments. You must not, therefore, rely on the content of this document when making any investment decisions. Investors should not invest in the Fund solely based on the information provided in this document and should read the offering document of the Fund for details.

This document is prepared for general information purposes only and does not have any regard to the specific investment objectives, financial situation and the particular needs of any specific person who may receive it. Any views and opinions expressed are subject to change without notice. This document does not constitute an offering document and should not be construed as a recommendation, an offer to sell or the solicitation of an offer to purchase or subscribe to any investment. Any forecast, projection or target where provided is indicative only and is not guaranteed in any way. HSBC Asset Management accepts no liability for any failure to meet such forecast, projection or target. HSBC Asset Management has based this document on information obtained from sources it reasonably believes to be reliable. However, HSBC Asset Management does not warrant, guarantee or represent, expressly or by implication, the accuracy, validity or completeness of such information. Investment involves risk. Past performance is not indicative of future performance. Please refer to the offering document for further details including the risk factors. This document has not been reviewed by the Securities and Futures Commission. Copyright © HSBC Global Asset Management (Hong Kong) Limited 2025. All rights reserved. This document is issued by HSBC Global Asset Management (Hong Kong) Limited.



## 風險披露

- 本基金主要投資於印度債券及固定收益證券。
- 本基金投資於印度債券時或須遵守印度的許可證法規，涉及額外風險，包括配額限制及稅務風險。
- 本基金可從資本中或未扣除開支前撥付股息。派息不獲保證及會導致資本蠶食及資產淨值減少。
- 本基金可投資於金融衍生工具作投資用途，可能使本基金的資產淨值較波動。
- 本基金之投資可能涉及重大的信貸、信貸評級、貨幣、波動性、流動性、一般債務證券、非投資級別及未評級的債務證券、主權債務、利率、估值、地域集中性、新興市場、稅務及政治風險。投資者投資於本基金可能蒙受重大損失。
- 投資組合貨幣對沖股份類別或人民幣計價類別涉及較高的貨幣和匯率風險。
- 投資者不應僅就此基金便覽作出投資決定，而應閱讀發行文件以獲取詳細信息。

## 投資目標

本基金旨在透過投資於印度債券及其他類似證券組合，提供長期資本增值及收益。

## 投資策略

本基金進行主動管理，不受基準指數限制。本基金通常將至少90%的資產投資於政府、超國家及／或企業發行的印度盧比計價的印度國內投資級別、非投資級別及無評級債券；印度政府、政府機構及公司發行或擔保的以其他貨幣計價的投資級別、非投資級別及無評級債券；及投資於現金及工具（最多佔20%的資產）；以及其他金融工具。考慮納入本基金投資組合的發行人將根據滙豐投資管理的負責任投資政策受除外活動規限。本基金可能面臨對印度的投資限制。在此情況下，本基金可投資於非印度盧比計價的證券。本基金最多可將其資產的100%投資於印度政府或印度政府機構發行的債券。本基金最多可將其資產的10%投資於或然可換股證券，最多10%投資於其他基金，亦可投資於銀行存款、貨幣市場工具或貨幣市場基金。請參閱基金說明書，了解關於投資目標及衍生工具使用的完整說明。

## 股份類別詳情

### 關鍵指標

每股資產淨值	澳元 7.49
到期收益率	6.71%

### 基金資料

遵守UCITS V指令	是
股息處理	派息
派息頻率	每月
除息日	2025年6月26日
股息年化收益率	6.74%
最後支付股息	0.040800
交易頻率	每日
股份類別基本貨幣	澳元
註冊地	盧森堡
成立日期	2018年8月29日
基金規模	美元 508,828,117
基金經理	Kapil Punjabi Fouad Mouadine William GOH

### 費用及支出

最低初始投資 <sup>1</sup>	澳元 1,500
最高首次認購費（香港）	3.000%
管理費	1.100%

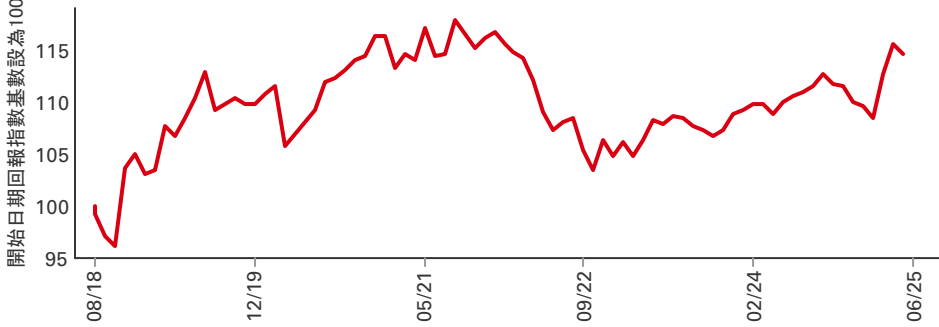
### 編碼

ISIN代碼	LU1819531879
彭博代號	HSIAM30 LX

<sup>1</sup>請注意初始最低認購額會因不同分銷商而不同。

過往表現並不預測未來回報。表現以股份類別基本貨幣計算，資產淨值對資產淨值，將股息再作投資，並已扣除費用。如投資業績非以港元或美元計算，以港元或美元作投資的投資者須承受匯率波動的風險。\*本基金可從資本中或未扣除開支前撥付股息  
參考表現基準：自2024年5月28日以來，100% Crisil綜合債券美元指數。自成立 - 2024年5月28日以來，沒有基準。  
對本基金表現可能有重大影響的變動：2018年11月16日 - 變更收取銷售費／轉換費用的方式。  
有關詞彙的定義，請參閱詞彙表二維碼。  
資料來源：滙豐投資管理，數據截至 2025年6月30日

基金表現



基金表現 (%)	年初至今	1個月	3個月	6個月	1年	3年	5年
AM30AUD	3.30	-0.90	0.75	3.30	2.75	5.87	3.93

曆年表現 (%)	2020	2021	2022	2023	2024
AM30AUD	5.92	0.28	-10.28	3.92	1.01

如股份類別成立少於五年，其首年年度表現為成立日至年底。  
當計算期超過一年，業績為累積表現。

3年 風險衡量指標	AM30AUD	參考基準	5年 風險衡量指標	AM30AUD	參考基準
波幅	4.60%	--	波幅	4.93%	--
夏普比率	-0.44	--	夏普比率	-0.33	--

固定收益特點	基金	參考基準	相對
持倉數目（不包括現金）	61	90	--
平均票息	7.14	7.27	-0.14
投資組合收益率	6.70%	6.69%	0.01%
到期收益率	6.71%	6.69%	0.02%
當前收益率	6.93%	7.12%	-0.19%
期權調整存續期	6.44	5.46	0.98
平均到期日	11.72	10.13	1.59
平均信貸質素	A-/BBB+	BBB-	--
發行人數量	25	51	--

信用評級 (%)	基金	參考基準	相對
AAA	22.09	--	22.09
BBB	51.21	49.66	1.55
BB	3.71	--	3.71
無評級	22.67	50.34	-27.67
現金	0.32	--	0.32

到期日分佈 (期權調整存續期)	基金	參考基準	相對
0-2年	0.05	0.18	-0.13
2-5年	1.13	1.16	-0.03
5-10年	1.63	1.56	0.07
10+年	3.64	2.57	1.07
現金	0.00	--	0.00
總計	6.44	5.46	0.98

過往表現並不預測未來回報。表現以股份類別基本貨幣計算，資產淨值對資產淨值，將股息再作投資，並已扣除費用。如投資業績非以港元或美元計算，以港元或美元作投資的投資者須承受匯率波動的風險。\*本基金可從資本中或未扣除開支前撥付股息  
基準資料指基金的參考基準，因為該資料乃按基金層面而非股份類別層面計算得出。基金的參考基準為 **100% Crisil Composite Bond Dollar Index**  
有關詞彙的定義，請參閱詞彙表二維碼。  
資料來源：滙豐投資管理，數據截至 **2025年6月30日**

行業配置 (%)	基金	參考基準	相對
主權債	48.47	50.98	-2.51
超國際債	22.09	--	22.09
銀行	13.19	12.06	1.12
多元化金融服務	7.73	23.50	-15.78
地區（州／省）	2.98	--	2.98
運輸	1.81	4.98	-3.16
石油及天然氣	1.47	1.31	0.16
建築與工程	1.23	1.21	0.02
鋼鐵	0.68	0.20	0.48
商業服務	0.04	--	0.04
其他行業	--	5.77	-5.77
現金	0.32	--	0.32

十大持倉	比重 (%)
INDIA GOVT BOND 7.300 19/06/53	7.69
INDIA GOVT BOND 7.090 05/08/54	6.51
INDIA GOVT BOND 7.320 13/11/30	6.09
INDIA GOVT BOND 7.100 08/04/34	5.47
INDIA GOVT BOND 7.180 24/07/37	4.93
INDIA GOVT BOND 7.250 12/06/63	4.68
INDIA GOVT BOND 7.410 19/12/36	4.29
INDIA GOVT BOND 7.230 15/04/39	2.80
EUROPEAN INVT BK 7.400 23/10/33	2.52
HDFC BANK LTD 8.440 28/12/28	2.49



術語



[www.assetmanagement.hsbc.com/hk/  
api/v1/download/document/  
lu0164865239/hk/zh/glossary](http://www.assetmanagement.hsbc.com/hk/api/v1/download/document/lu0164865239/hk/zh/glossary)

指數免責聲明

每個CRISIL指數（為免生疑問，包括其價值及成分）為CRISIL Limited(CRISIL)的獨家財產。概不得以任何方式複製、重新傳輸或轉發CRISIL指數。儘管CRISIL合理審慎地計算CRISIL指數並根據其認為可靠的數據進行，但CRISIL不保證所有CRISIL指數均準確無誤、完整、充分或不存在缺陷。任何人均須在下列條件的規限下存取及／或使用CRISIL指數的任何部分：(a)CRISIL概不就任何CRISIL指數的任何錯誤、遺漏或缺陷或使用任何CRISIL指數獲得的結果負責；(b)CRISIL不承擔因使用CRISIL指數的任何部分而產生或與之相關的任何責任（且明確免除所有責任）。

基準指數披露

投資顧問將根據主動投資管理策略及特定投資機會酌情投資於並未納入參考基準的證券。預期本基金的大部分投資將為參考基準的成分。然而，相關權重可能與參考基準的權重存在較大偏離。

重要資訊

本文所含資料僅供營銷之用，且僅供閣下參考。本文件不具有合約效力，亦無任何法律規定要求我們須向閣下提供。其不構成法律、稅務或投資建議，亦不構成對本資料任何讀者買賣投資的建議。因此，在作出任何投資決策時，閣下不得依賴本文件的內容。  
投資者不應僅依賴於本文件中提供的資訊而投資本基金，並且應閱讀本基金的發售文件獲取詳情。本文件只提供一般性資料，並不針對任何可能收到本文件的人士的具體投資目標、財務狀況和特別需求。在此表達之意見可因應情況修改而不作另行通知。本文件並非銷售文件，且不构成建議、要約出售或招攬購買或認購任何投資。本文件所載任何預測、預計或目標僅供說明用途，且並非任何形式的保證。滙豐環球投資管理（香港）有限公司（「滙豐環球投資管理」）就預測、預計或目標未能達成概不承擔任何責任。本文件內的資料乃取自滙豐環球投資管理合理地相信可靠的來源。然而，無論明示或暗示，滙豐環球投資管理不保證、擔保或代表本文件內該等資料的準確性、有效性或完整性。投資附帶風險，過去的業績並不代表將來的表現。此文件並未經證券及期貨事務監察委員會批閱。版權 © HSBC Asset Management (Hong Kong) Limited（滙豐環球投資管理（香港）有限公司）2025。版權所有。  
本文件由HSBC Asset Management (Hong Kong) Limited（滙豐環球投資管理（香港）有限公司）刊發。  
有關詞彙的定義，請參閱詞彙表二維碼。  
資料來源：滙豐投資管理，數據截至 **2025年6月30日**

**HSBC GLOBAL INVESTMENT FUNDS - INDIA FIXED INCOME**

滙豐環球投資基金 - 印度固定收益

July 2025 2025年07月

▶ **This statement provides you with key information about the HSBC GLOBAL INVESTMENT FUNDS - INDIA FIXED INCOME**

本概要提供有關滙豐環球投資基金 - 印度固定收益的重要資料

▶ **This statement is part of the offering document**

本概要是銷售文件的一部分

▶ **You should not invest in this product based on this statement alone**

投資者切勿單憑本概要作投資決定

**Quick facts 基本資料**

<b>Fund manager 基金經理</b>	HSBC Investment Funds (Luxembourg) S.A.	
<b>Investment adviser 投資顧問</b>	HSBC Global Asset Management (Hong Kong) Limited (Internal delegation, HK) / 滙豐環球投資管理（香港）有限公司（內部委託，香港）	
<b>Sub-Investment adviser 副投資顧問</b>	HSBC Global Asset Management (Singapore) Limited (Internal delegation, Singapore/ 內部委託，新加坡)	
<b>Depository 存託銀行</b>	HSBC Continental Europe, Luxembourg	
<b>Dealing frequency 進行交易</b>	Daily on every dealing day / 每一個交易日	
<b>Base currency 基本貨幣</b>	United States Dollar / 美元	
<b>Ongoing charges over a year 全年經常性開支比率</b>	Class AC / AC 類	1.45%*
	Class ACEUR / ACEUR 類	1.45%*
	Class AD / AD 類	1.45%*
	Class AMFIXA / AMFIXA 類	1.45%***
	Class AM2 / AM2 類	1.45%*
	Class AM2HKD / AM2HKD 類	1.45%*
	Class AM3OAU / AM3OAU 類	1.46%**
	Class AM3OCAD / AM3OCAD 類	1.46%**
	Class AM3OEU / AM3OEU 類	1.46%**
	Class AM3OGB / AM3OGB 類	1.46%**
	Class AM3OJP / AM3OJP 類	1.46%**
	Class AM3ORM / AM3ORM 類	1.46%**
<b>Dividend policy 股息政策</b>	<p>Class AC / ACEUR - No dividends will be declared or paid            AC / ACEUR 類 - 將不宣佈或派發股息</p> <p>Class AM2 / AM2HKD / AM3OAU / AM3OCAD / AM3OEU / AM3OGB / AM3OJP / AM3ORM - Declared monthly on a discretionary basis, and if declared, dividends will be paid monthly. Dividends may be paid out of the capital or effectively out of capital of the relevant Class. Payment of dividends out of capital or effectively out of capital will result in an immediate reduction of the net asset value of the relevant Class.#</p> <p>AM2 / AM2HKD / AM3OAU / AM3OCAD / AM3OEU / AM3OGB / AM3OJP / AM3ORM 類 - 按酌情基準每月宣佈，如獲宣佈，將會每月派發股息。股息可從相關類別的資本中或實際上從相關類別的資本中支付。從資本中或實際上從資本中支付股息，將導致相關類別的資產淨值即時減少。#</p> <p>Class AD - Declared annually on a discretionary basis, and if declared, will be paid annually            AD 類 - 按酌情基準每年宣佈，如獲宣佈，將會每年派發股息。</p> <p>Class AMFIXA- The fixed payout classes pay(s) out a pre-determined annualized fixed percentage of its/ their net asset value or adjusted net asset value at a pre-determined frequency as per the table below. The amount of dividend for each payout is calculated by multiplying the pre-determined annualized fixed percentage with the net asset value or adjusted net asset value on the relevant Dealing Day divided by the pre-determined number of payouts per year./</p> <p>AMFIXA類- 固定派付類別依照下表所示的預設頻率按其資產淨值或經調整資產淨值的預設固定年化百分比作出派付。每次派付的股息金額以預設固定年化百分比乘以相關交易日的資產淨值或經調整資產淨值除以每年預設派付次數計算。</p>	

Fixed pay-out classes / 固定派 付類別	Distribution frequency / 分派頻率	Annualized pay-out rate <sup>##</sup> / 年化 派付率 <sup>##</sup>
Class AMFIXA / AMFIXA 類	Monthly / 每 月	8% <sup>##</sup>

The pre-determined annualized fixed percentage does not reflect either the actual or expected income or performance of the Fund. A positive payout does not imply a positive return. Consequently, fixed payout classes are expected to payout capital gains and/or of capital and may do so over a prolonged or indefinite period. Paying-out of capital represents a withdrawal of investor's initial investment. This may result in an immediate reduction of the net asset value per share and a substantial erosion of an investor's initial investment over the long term. Over the very long term an investor's initial investment may be nearly, or even completely, exhausted./

預設固定年化百分比並不反映本基金的實際或預期收入或表現。正數派付並不暗示有正回報。因此，預期固定派付類別將從資本收益及／或資本中撥付，並可能長期或持續以此方式撥付。從資本中派付代表投資者從當初投資中提取。這可能導致每股資產淨值即時減少及投資者的初始投資有一段長時間被大幅蠶食。長遠而言，投資者的初始投資可能幾乎或甚至完全耗盡。

**Financial year end** 財政年度終結日 31 March / 03月31日

**Minimum investment (initial and subsequent)** Class A - USD 1,000 | HKD 10,000 | AUD 1,500 | EUR 850 | GBP 650 | RMB 10,000 | SGD 1,250 | CAD 1,000 | CHF 1,000 | JPY150,000  
**最低認購額（首次及其後）**  
A類 - 1,000美元 | 10,000港元 | 1,500澳元 | 850歐元 | 650英鎊 | 10,000人民幣 | 1,250新加坡元 | 1,000加元 | 1,000瑞士法郎 | 150,000日元

- \* The figure is based on ongoing expenses chargeable to the class (including, where applicable and in accordance with SFC requirements, estimated expenses for investing in shares or units of other funds) expressed as a percentage of the class's average net asset value for the 12 months to the end of March 2025. This figure may vary from year to year.  
此數字是根據該類別的經常性開支(並根據證監會的要求，包括投資於其他基金的股份或單位的估計開支(如適用))表示為該類別截至2025年3月底止12個月的平均資產淨值的百分比。此數字每年均可能有所變動。
- \*\* The figure is an estimate only (as the fee level is changed) and represents the sum of the estimated ongoing expenses (including, where applicable and in accordance with SFC requirements, estimated expenses for investing in shares or units of other funds) chargeable to the class expressed as a percentage of the class's estimated average net asset value. This figure may vary from year to year. The actual figure may be different from the estimated figure.  
此僅為估計數字（因為費用水平更改），指可向類別收取的估計經常性開支的總額(並根據證監會的要求，包括投資於其他基金的股份或單位的估計開支(如適用))，並以類別的估計平均資產淨值的百分比表示。此數字每年均可能有所變動。實際數字可能有別於估計數字。
- \*\*\* The figure is an estimate only (as the class is newly set up) and represents the sum of the estimated ongoing expenses chargeable to the class expressed as a percentage of the estimated average net asset value of the class. This figure may vary from year to year. The actual figure may be different from the estimated figure.  
此僅為估計數字（因為此類別為新成立），代表應向該類別收取的估計持續性開支總和，以該類別估計平均資產淨值的百分比列示。此數字每年均可能有所變動。實際數字可能有別於估計數字。
- # The Board of Directors may at its discretion pay dividend out of gross income while charging/ paying all or part of the Fund's fees and expenses to/ out of the capital of the Fund (resulting in an increase in distributable income for the payment of dividends by the Fund), and thereby effectively pay distributions out of capital of the Fund.  
董事會可酌情決定從總收入撥付股息，同時從本基金的資本中扣除／支付本基金的全部或部分費用及支出（導致可供本基金支付股息的可分派收入增加），因此實際上從本基金的資本中支付股息。
- ### Under normal circumstances, the payout rate is pre-determined and is not subject to the Board of Directors' ongoing discretion. Should the Board of Directors decide to adjust the payout rate, the shareholders impacted by the change will be given at least one month's prior notice.  
在正常情況下，派付率為預設，並不受董事局的持續酌情權所規限。倘若董事局決定調整派付率，受影響的股東將收到至少一個月的事先書面通知。

## What is this product? 本基金是甚麼產品？

This is a sub-fund (the “Fund”) of an umbrella fund constituted in the form of a mutual fund. It is domiciled in Luxembourg and its home regulator is Commission de Surveillance du Secteur Financier.

本附屬基金（「基金」）所屬的傘子基金以互惠基金形式組成。本基金在盧森堡註冊成立，在當地由Commission de Surveillance du Secteur Financier監管。

## Objectives and Investment Strategy 目標及投資策略

### Investment Objectives and Strategy 投資目標及策略：

The Fund aims to provide long term total return by investing in a portfolio of Indian bonds and other similar fixed income securities.

本基金透過投資於印度債券及其他類似固定收益證券的投資組合，旨在提供長期總回報。

The Fund invests in normal market conditions a minimum of 90% of its net assets in:

本基金在一般市況下將其淨資產最少90%投資於：

- Investment and Non-Investment Grade, as well as unrated Indian domestic fixed income securities (e.g. bonds) denominated in Indian Rupee (INR). These will be government, supranational and/or corporate issues.  
以印度盧比（INR）計價的投資及非投資級別，以及未經評級的印度國內固定收益證券（例如債券）。該等證券將由政府、超國家組織及 / 或公司發行。
- Investment and Non-Investment Grade, as well as unrated fixed income securities denominated in other currencies (e.g. United States Dollar). These securities will be issued or guaranteed by the government or government agencies of India as well as by companies which have their registered office in India or which carry out a preponderant part of their business activities in India.  
以其他貨幣（例如美元）計價的投資及非投資級別證券，以及未經評級的固定收益證券。該等證券由印度政府或政府機構以及在印度設有註冊辦事處或在印度進行大部分商業活動的公司發行或擔保。
- Other instruments (e.g. structured notes) referencing underlying exposure to INR fixed income securities.  
與印度盧比固定收益證券的相關投資掛鈎的其他工具（例如結構性票據）。
- Cash and cash instruments up to a maximum of 20% of its net assets.  
將其淨資產最多20%投資於現金及現金工具。

Unless otherwise permitted, to invest in Indian domestic fixed income securities, the Fund will use a Foreign Portfolio Investor (FPI) license authorised by the Securities and Exchange Board of India (SEBI) and will be subject to the available FPI quota on fixed income investments. The Fund may therefore be able to invest in domestic fixed income securities only when FPI quota is available and granted to the Fund by SEBI. Investors should be aware that the availability of the FPI quota can be unpredictable and, as a result, the Fund may, at times, have substantial exposure to non-INR denominated investments outside of India.

除非另獲准許，本基金將利用由印度證券交易委員會（SEBI）認可的外國投資組合投資者（FPI）許可證，以投資於印度國內固定收益證券，並將受固定收益投資的外國投資組合投資者可用額度所規限。因此，僅於外國投資組合投資者額度可用，以及本基金獲印度證券交易委員會授予有關額度時，本基金方可投資於國內固定收益證券。投資者應注意，外國投資組合投資者可用額度或不可預測，因此本基金有時候可能持有重大的印度境外非印度盧比計價投資。

When the Fund invests in instruments which are neither INR denominated or referenced, the Fund will normally achieve INR exposure using financial derivative instruments.

當本基金投資於既非以印度盧比計價亦非以其為參考貨幣的工具時，本基金通常透過金融衍生工具實現投資於印度盧比。

The Fund may invest up to 100% of its net assets in transferable securities issued or guaranteed by the Indian Government or Indian Government agencies.

本基金可將其淨資產最多100%投資於印度政府或印度政府機構所發行或擔保的可轉讓證券。

The Fund may invest less than 30% of its net assets in debt instruments with loss-absorption features including, but not limited to, contingent convertible securities; additional tier 1 or tier 2 capital instruments; total loss-absorbing capacity eligible instruments; and certain senior non preferred debt. The Fund may invest up to 10% of its net assets in contingent convertible securities, however this is not expected to exceed 5%.

本基金可將少於其淨資產的30%投資於具有損失吸收特點的債務工具，包括但不限於或然可轉換證券；額外一級或二級資本工具；具有完全損失吸收特點的合資格工具；及某些高級非優先債務。本基金可將其淨資產最多10%投資於或然可轉換證券，惟預期不會超過5%。

The Fund may invest up to 10% of its net assets in units or shares of UCITS and/or other Eligible UCIs (including other sub-funds of HSBC Global Investment Funds).

本基金可將其最多10%的淨資產投資於UCITS及 / 或其他合資格UCIs（包括滙豐環球投資基金的其他附屬基金）的單位或股份。

The Fund may hold equity securities (including but not limited to warrants, common stock and preferred stock) received as a result of or in connection with a corporate action (including but not limited to bankruptcy or restructuring) affecting existing portfolio holdings.

本基金可持有因影響現有投資組合持倉的公司行動（包括但不限於破產或重組）或與之相關而收取的股本證券（包括但不限於認股權證、普通股及優先股）。

The Fund may also invest in bank deposits, money market instruments or money market funds for treasury purposes.

本基金亦將為財務管理目的投資於銀行存款、貨幣市場工具或貨幣市場基金。

The Fund may use financial derivative instruments for hedging purposes and efficient portfolio management purposes. The Fund may also use, but not extensively, financial derivative instruments for investment purposes. The financial derivative instruments the Fund is permitted to use include, but are not limited to, futures, options, swaps (such as credit default swaps) and foreign exchange forwards (including non-deliverable forwards). Financial derivative instruments may also be embedded in other instruments in which the Fund may invest (for example, structured notes).

本基金可使用金融衍生工具作對沖用途。本基金亦可使用（惟不可廣泛使用）金融衍生工具作投資用途及有效投資組合管理用途。本基金獲准使用的金融衍生工具包括但不限於期貨、期權、掉期（例如信貸違約掉期）及外匯遠期（包括非可交付遠期）。金融衍生工具亦可嵌入於本基金可投資的其他工具（例如結構性票據）。

The Fund can enter into Securities Lending transactions for up to 29% of its net assets, however, it is expected that this will not exceed 25%.

本基金可訂立最多佔其淨資產29%的證券借貸交易，惟預期不會超過25%。

The Fund is actively managed and does not track a benchmark. The Fund has an internal or external target to outperform the Reference Benchmark, Crisil Composite Bond Dollar Index

本基金進行主動管理，不追蹤基準指數。本基金設定的內部或外部目標為優於參考基準Crisil綜合債券美元指數(Crisil Composite Bond Dollar Index)。

The Investment Adviser will use its discretion to invest in securities not included in the Reference Benchmark based on active investment management strategies and specific investment opportunities. It is foreseen that a significant percentage of the Fund's investments will be components of the Reference Benchmark. However, their weightings may deviate materially from those of the Reference Benchmark.

投資顧問將根據主動投資管理策略及特定投資機會酌情投資於並未納入參考基準的證券。預計本基金的大部分投資將為參考基準的成分。然而，相關權重可能與參考基準的權重存在較大偏離。

The deviation of the Fund's underlying investments' weightings relative to the Reference Benchmark are monitored, but not constrained, to a defined range.

本基金的相關投資的權重相對於參考基準的偏離程度受到監控，但不限制在界定範圍。

## Use of derivatives 衍生工具的使用

► The Fund's net derivative exposure may be up to 50% of the Fund's net asset value.

本基金衍生工具的淨投資比例範圍最高可達本基金資產淨值的50%。

## What are the Key Risks? 本基金有哪些主要風險？

**Investment involves risks. Please refer to the offering document for details including the risk factors.**

投資涉及風險。請參閱銷售文件以便獲取其他資料，包括風險因素。

### Investment risk and volatility risk 投資風險及波動風險

► The Fund's investment portfolio may fall in value due to any of the key risk factors below and therefore your investment in the Fund may suffer losses. There is no guarantee of the repayment of principal.

本基金的投資組合價值可能因下列任何主要風險因素而下跌，故閣下於本基金的投資可能會蒙受虧損。概不保證可償還本金。

► The Fund's investment portfolio will be exposed to volatility risk – meaning the value of assets will fluctuate. Volatility is not constant and may increase or decrease over time. Investors may suffer losses due to high volatility.

本基金的投資組合將面臨波動風險，這意味著資產價值將波動。波動率不是不變的，並且可能隨時間增加或減少。投資者可能會因高波動而蒙受損失。

### General liquidity risk 一般流動性風險

► The Fund's investment portfolio will be exposed to liquidity risks – meaning it may take time to sell assets and/or assets may need to be sold at a discount. This risk is greater in exceptional market conditions when a large number of market participants may seek to liquidate their investments which may include the Fund. The Fund may employ a number of techniques to manage liquidity including pricing adjustments and temporarily suspending redemptions.

本基金的投資組合將承受流動性風險—意味著其需時出售資產及/或資產可能需以折讓價出售。當出現大量市場參與者尋求變現其投資（可能包括本基金）的特殊市況時，此風險便較大。本基金可運用若干技巧管理流動性，包括定價調整及暫時停止贖回。

### Currency risk 貨幣風險

► Underlying investments of the Fund may be denominated in currencies other than the Base Currency of the Fund and the class of shares may be designated in a currency other than the Base Currency of the Fund.

本基金的相關投資可能以本基金的基本貨幣以外的貨幣計價，及股份類別可能被指定本基金的基本貨幣以外的貨幣。



- ▶ Where the currency of the underlying assets differs to the currency used to quote a share's price (whether expressed in the Base Currency or another designated currency), such price may be affected unfavourably by fluctuations in exchange rates between these currencies or, in the case of Currency Hedged Share Classes, between the currency of the underlying assets and the Base Currency.

若相關資產的貨幣有別於用作股份報價的貨幣（無論以基本貨幣還是其他指定貨幣列示），該價格可能因此等貨幣之間（或如屬貨幣對沖股份類別，則為相關資產的貨幣與基本貨幣之間）的匯率波動而受到不利影響。

- ▶ Exchange rates may be affected by changes to exchange rate controls amongst other political and economic events.

匯率可能受匯率管控，以及其他政治及經濟事件變化影響。

## **General debt securities risk 一般債務證券風險**

### **Credit risk 信貸風險**

- ▶ The Fund is exposed to the credit/default risk of issuers of the debt securities that the Fund may invest in. In the event that an issuer of a debt security defaults on payment of principal or interest, the Fund could suffer substantial loss and the net asset value of the Fund could be adversely affected.

本基金須承受本基金可能投資的債務證券之發行人的信貸 / 違約風險。若債務證券的發行人在支付本金或利息方面違約，本基金可能蒙受重大虧損及本基金的資產淨值可能受到不利影響。

### **Credit rating risk 信貸評級風險**

- ▶ Credit rating agencies may assign credit ratings to indicate credit quality of such securities. These are subject to limitations and may not accurately reflect the creditworthiness of the security and/or issuer at all times. Conversely, some debt securities are unrated, meaning that assessment of credit quality will solely be down to the Investment Adviser.

信貸評級機構可能給予信貸評級以表明該等證券的信貸質素。此等評級涉及限制，且未必能時刻準確反映證券及 / 或發行人的信用程度。相反，部分債務證券未獲評級，意味著信貸質素的評估將完全由投資顧問決定。

- ▶ The credit rating and/or credit quality of a debt instrument or its issuer may decline. In the event of such decline, the value of the Fund may be adversely affected and the Manager may or may not be able to dispose of the relevant debt instruments.

債務工具或其發行人的信貸評級及 / 或信貸質素可能下降。若出現下降情況，本基金的價值可能受到不利影響，經理人不一定能夠出售有關債務工具。

### **Interest rate risk 利率風險**

- ▶ Debt securities are typically subject to interest rate risk. In general, the prices of debt securities rise when interest rates fall, whilst their prices fall when interest rates rise.

債務證券通常須承受利率風險。一般而言，當利率下跌時，債務證券的價格會上升，而利率上升時，其價格則會下跌。

### **Valuation risk 估值風險**

- ▶ Valuation of the Fund's investment in debt securities may involve uncertainties and judgmental determinations, and independent pricing information may not at all times be available. If such valuation turns out to be incorrect, this may affect the net asset value of the Fund.

對本基金於債券證券的投資的估值可能涉及不確定性因素及判斷，且未必在所有時候均能獲得獨立的定價資訊。如證實該等估值不正確，此可能影響本基金的資產淨值。

## **Non-investment grade and unrated debt securities risk 非投資級別及未評級債務證券風險**

- ▶ Non-investment grade debt securities as rated by credit agencies (and credit equivalent unrated debt securities) are subject to greater liquidity risk, higher volatility, higher credit risk and greater risk of loss of principal and interest than investment grade debt securities.

相比投資級別債務證券，被信貸評級機構評為非投資級別債務證券（及同等信貸質素的未評級債務證券）面臨更大的流動性風險、更高的波動率、更高的信貸風險及更大的損失本金及利息風險。

## **Sovereign debt risk 主權債務風險**

- ▶ The Fund's investment in securities issued or guaranteed by governments may be exposed to political, social and economic risks. In adverse situations, the sovereign issuers may not be able or willing to repay the principal and/or interest when due or may request the Fund to participate in restructuring such debts. The Fund may suffer significant losses when there is a default of sovereign debt issuers.

本基金投資於由政府發行或擔保的證券可能面臨政治、社會及經濟風險。在不利狀況下，主權發行人未必能夠或願意在到期應付時償還本金及 / 或利息，或可能要求本基金參與重組有關債務。倘主權債務發行人發生違約，本基金可能遭受重大損失。

## **Geographic concentration risk 地域集中風險**

- ▶ The Fund's investments are concentrated in a certain geographical region(s). The value of the Fund may be more volatile than that of a fund having a more diverse portfolio of investments.

本基金集中投資於若干地區。本基金的價值可能比具有更廣泛投資組合的基金更反覆波動。

- ▶ Further, the value of the Fund may be more susceptible to adverse economic, political, policy, foreign exchange, liquidity, tax, legal or regulatory event affecting such geographical region(s).

此外，本基金的價值可能較容易受到影響有關地區的不利經濟、政治、政策、外匯、流動性、稅務、法律或監管事件的影響。

## Emerging markets risk 新興市場風險

- ▶ The Fund invests in emerging markets which may involve increased risks and special considerations not typically associated with investment in more developed markets, such as greater liquidity risks, currency risks/control, political and economic uncertainties, legal and taxation risks, settlement risks, custody risk and the likelihood of a higher degree of volatility.

本基金投資於新興市場，新興市場可能涉及投資於較發達市場一般不會涉及的較多風險及特殊考慮因素，例如較高的流動性風險、貨幣風險 / 管制、政治及經濟不確定因素、法律及稅務風險、結算風險、託管風險，以及大幅波動的可能性。

## Risk associated with fixed payout classes 與固定派付類別相關的風險

- ▶ Fixed payout classes pay out a pre-determined annualized fixed percentage of their net asset value or adjusted net asset value at a pre-determined frequency. Under normal circumstances, the rate and frequency are pre-determined and are not subject to the Board of Director's ongoing discretion. Should the Board of Directors decide to adjust the payout rate, affected investors will receive at least one month's prior written notice. Investments in the fixed payout classes are not an alternative to a savings account or fixed interest paying investment. The pre-determined annualized fixed percentage does not reflect either the actual or expected income or performance of the Fund.

固定派付類別按其資產淨值或經調整資產淨值的某一個預設固定年化百分比根據預設頻率作出派付。在正常情況下，比率及頻率為預設，並不受董事局的持續酌情權所規限。倘若董事局決定調整派付率，受影響的投資者將收到至少一個月的事先書面通知。投資於固定派付類別並非儲蓄賬戶或支付定息投資的替代。預設固定年化百分比並不反映本基金的實際或預期收入或表現。

- ▶ Consequently, fixed payout classes are expected to payout capital gains and/or of capital and may do so over a prolonged or indefinite period. Paying-out of capital represents a withdrawal of investors' initial investment. This may result in an immediate reduction of the net asset value per unit and in a substantial erosion of an investor's initial investment over the long term, in particular during adverse market conditions. This will also constrain future capital growth of the Fund together with the possibility that the value of the future returns may be diminished. Over the very long term an investor's initial investment may be nearly, or even completely, exhausted.

因此，預期固定派付類別將從資本收益及 / 或資本中撥付，並可能長期或持續以此方式撥付。從資本中派付代表投資者從當初投資中提取。這可能導致每單位資產淨值即時減少及投資者的初始投資有一段長時間被大幅蠶食，尤其在不利的市況下。這亦將局限本基金的未來資本增長，以及未來回報價值可能減少。長遠而言，投資者的初始投資可能幾乎或甚至完全耗盡。

- ▶ Fixed payout classes do not distribute a fixed amount and the constant percentage of payout results in higher absolute payout when the net asset value of the relevant fixed payout Class is high, and lower absolute payout when the net asset value of the relevant fixed payout Class is low.

固定派付類別不分派固定金額，當相關固定派付類別的資產淨值高時，固定派付百分比會導致較高的絕對派付率；當相關固定派付類別的資產淨值低時，絕對派付率則會較低。

- ▶ A positive payout does not imply a positive return. Payments will continue even when a Fund has not earned income and experiences capital losses. This will result in a more rapid fall in the value of the Share Class than would occur if fixed payouts were not being paid.

正數派付並不暗示有正回報。即使本基金未能賺取收入及產生資本損失，仍會繼續支付。這將導致該股份類別的價值的下跌速度比在沒有作出固定派付之情況下更快。

## Risk associated with distribution out of/effectively out of capital 與從資本中 / 實際從資本中作出分派相關的風險

- ▶ For certain Classes, dividends may be paid out of capital or effectively out of capital which represents a return or withdrawal of part of an investor's original investment or from any capital gains attributable to that original investment. Any payment of dividends may result in an immediate reduction in the net asset value per share of the Class.

就若干類別而言，可能從資本中或實際上從資本中撥付股息，即代表從投資者的原本投資中獲付還或提取部分金額或從該原本投資應佔的任何資本收益中獲付還或提取金額。任何股息的撥付可能導致該類別的每股資產淨值即時減少。

- ▶ In addition, for certain Currency Hedged Share Classes, the dividend distribution amount and the net asset value may be adversely affected by differences in the interest rates of the reference currency of the Class and the Fund's Base Currency. Also, for certain Currency Hedged Share Classes, differences in interest rates may result in an increase in the amount of dividend distribution paid out of capital and hence a greater erosion of capital than other non-hedged Classes.

此外，就若干貨幣對沖股份類別而言，股息分派金額及資產淨值可能受到類別的參考貨幣與本基金的基本貨幣之間利率差異的不利影響。同樣，就若干貨幣對沖股份類別而言，利率差異亦可能導致從資本撥付的股息分派金額增加，故相比其他非對沖類別會出現較大的資本蠶蝕。

## Risk of Base Currency Hedged classes 基本貨幣對沖類別的風險

- ▶ Base Currency Hedged Share Classes seek to minimise the effect of currency fluctuations between the Class Currency of the Share Class and the Base Currency of the relevant Fund such that the price in the Class Currency moves similarly to the price in the Base Currency.

基本貨幣對沖股份類別旨在將股份類別的類別貨幣與有關基金的基本貨幣之間的匯率波動影響降至最低，即類別貨幣的價格與基本貨幣的價格走勢相若。

- ▶ The Fund's underlying portfolio may have a material exposure to assets which are denominated in a currency (or currencies) which is (or are) different to the Fund's Base Currency. Base Currency Hedged Share Classes will be exposed to currency exchange rate movements of the underlying portfolio currencies against the Fund's Base Currency rather than being exposed to the underlying portfolio currencies against the Class Currency. Investors should be aware that investment in Base Currency Hedged Share Classes may result in the investor taking speculative currency positions, which may be volatile and may have a material impact on an investor's returns.

本基金的相關投資組合可能有重大比例的資產投資於以有別於本基金基本貨幣的貨幣計值之資產。基本貨幣對沖股份類別將承受相關投資組合貨幣兌本基金基本貨幣之匯率變動的影響，而非相關投資組合貨幣兌類別貨幣之匯率變動影響。投資者應注意，投資於基本貨幣對沖股份類別可能導致投資者持有投機性貨幣倉盤，此等倉盤可能波動，並可能對投資者的回報產生重大影響。

- ▶ Base Currency Hedged Share Classes are not recommended for investors who are seeking a return in a currency other than the Class Currency of the Class. Investors that do not follow this recommendation should be aware that they may be exposed to higher currency risks and may suffer material losses as a result of exchange rate fluctuations between the Class Currency of the Class and the currency they are seeking a return in.

對尋求回報以類別的類別貨幣以外之貨幣計算的投資者而言，不建議彼等投資於基本貨幣對沖股份類別。不跟隨此建議的投資者應知悉，彼等或會因類別的類別貨幣與其所尋求的回報貨幣之間的匯率波動，而承受較高的貨幣風險及可能蒙受重大損失。

### **Derivative instrument risk 衍生工具風險**

- ▶ Risks associated with financial derivative instruments include counterparty/credit risk, greater liquidity risk, valuation risk, volatility risk and over-the-counter transaction risk.

與金融衍生工具相關的風險包括對手方 / 信貸風險、較大的流動性風險、估值風險、波動性風險及場外交易風險。

- ▶ The use of derivatives for investment purposes may involve leverage. Leverage can result in a loss significantly greater than the amount invested in derivatives by the Fund leading to a higher risk of significant loss by the Fund.

使用衍生工具作投資用途可能涉及槓桿。槓桿可能導致損失遠遠大於本基金對衍生工具的投資金額，令本基金遭受重大損失的風險增加。

### **RMB denominated class risk 人民幣計值類別的風險**

#### **Investors investing in RMB denominated class 投資於人民幣計價類別的投資者**

- ▶ The Fund offers RMB denominated share classes. Subscriptions and redemptions for the Fund may involve conversion of currency from/into RMB. Currency conversion will be conducted at the applicable exchange rate and subject to the applicable spread.

本基金提供人民幣計價股份類別。認購及贖回本基金可能涉及某貨幣與人民幣之間的兌換。貨幣兌換將按適用匯率進行並須承擔適用的差價。

- ▶ The RMB is currently not freely convertible and is subject to exchange control policies and restrictions. The Fund's payment of redemption proceeds or dividends may be delayed in the event that there is insufficient RMB available to it. Further, although offshore RMB (CNH) and onshore RMB (CNY) are the same currency, they trade at different rates. Any divergence between CNH and CNY may adversely impact investors.

人民幣目前不可自由兌換並面臨外匯管制政策及限制。倘若無法獲得充足的人民幣，本基金可能延遲支付贖回款項或股息。此外，儘管離岸人民幣（CNH）和在岸人民幣（CNY）是相同的貨幣，但它們的匯率不同。離岸人民幣與在岸人民幣之間的任何差異都可能對投資者產生不利影響。

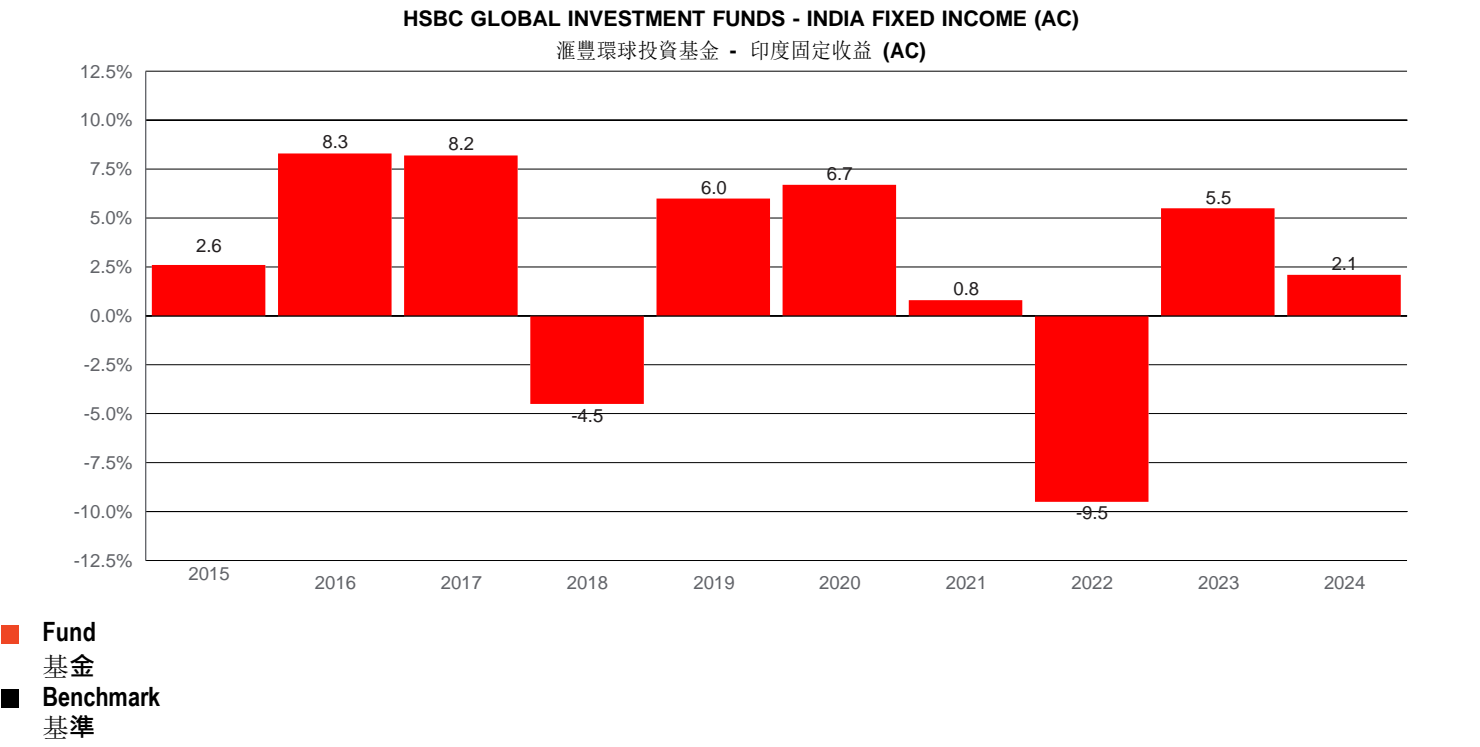
#### **Non-RMB investors investing in RMB Currency Hedged Share Class 投資於人民幣貨幣對沖股份類別的非人民幣投資者**

- ▶ For investors with a non-RMB Home Currency who invest in RMB Currency Hedged Share Classes, they will be exposed to the RMB and any associated foreign exchange risk. RMB Currency Hedged Share Classes are not recommended for such investors. There is no guarantee that the value of RMB against the investor's Home Currency will not depreciate. Any depreciation of RMB could adversely affect the value of such investors' investment in RMB Currency Hedged Share Classes.

對於本國貨幣並非人民幣但投資人民幣貨幣對沖股份類別的投資者而言，其將面臨人民幣及任何相關外匯風險。不建議此類投資者投資人民幣貨幣對沖股份類別。概不保證人民幣兌投資者本國貨幣的價值不會貶值。人民幣貶值可能會對此類投資者於人民幣貨幣對沖股份類別的投資價值造成不利影響。



How has the Fund performed? 本基金過往的業績表現如何？



- ▶ Past performance information is not indicative of future performance. Investors may not get back the full amount invested.  
往績並非預測日後業績表現的指標。投資者未必能取回全部投資本金。
- ▶ The computation basis of the performance is based on the calendar year end, NAV-to-NAV, with dividend reinvested.  
業績表現以曆年末的資產淨值作為比較基礎，股息會滾存再作投資。
- ▶ These figures show by how much the share class increased or decreased in value during the calendar year being shown. Performance data has been calculated in USD including ongoing charges and excluding subscription fee and redemption fee you might have to pay.  
數據顯示股份類別於上述曆年的價值升跌。業績數據以美元計算，包括經常性開支但不包括您可能需支付的認購費用及贖回費用。
- ▶ The Fund has formally adopted Crisil Composite Bond Dollar Index as the reference performance benchmark of the Fund with effect from 28 May 2024. The reference performance benchmark is shown for comparison purposes only and the Fund may not be managed to the reference performance benchmark.  
本基金已由2024年5月28日起正式採用(Crisil Composite Bond Dollar Index)作為本基金的參考表現基準。此參考表現基準僅供比較用途，而本基金未必依據參考表現基準予以管理。
- ▶ Fund launch date: 20/08/2012  
基金成立日期： 2012年08月20日
- ▶ Class AC launch date: 20/08/2012  
AC 類成立日期： 2012年08月20日
- ▶ Class AC is a share class open for investment by Hong Kong retail investors and denominated in the Fund's base currency.  
AC類乃開放予香港零售投資者投資及以本基金的基本貨幣計價的股份類別。

Is there any guarantee? 本基金有否提供保證？

This Fund does not have any guarantees. You may not get back the full amount of money you invest.  
本基金並不提供任何保證。閣下未必能全數取回投資本金。

## What are the fees and charges? 本基金涉及哪些費用？

### ► Charges which may be payable by you 認購本基金時閣下或須支付的費用

You may have to pay the following fees when dealing in the Fund.

閣下買賣本基金時可能須要支付以下費用。

Fees 費用	What you pay 您須支付
Subscription fee 認購費	Up to 3.00%* of the total subscription amount 最高達認購總額的3.00%*
Switching fee 轉換費	Up to 1.00%* of the Switch-Out proceeds 最高達轉出所得款項的1.00%*
Redemption fee 贖回費	Nil* 無*

\* You may need to bear additional costs under certain situations in order to mitigate any adverse impacts to the Fund caused by the transactions. Please refer to the offering document for further details.

為減輕交易可能對本基金造成的不利影響，閣下可能須在某些情況下承擔額外費用。詳情請參閱銷售文件。

### ► Ongoing fees payable by the Fund 本基金持續繳付的費用

The following expenses will be paid out of the Fund. They affect you because they reduce the return you get on your investments.

以下收費將從本基金總值中扣除，閣下的投資回報將會因而減少。

Fees 費用	Annual rate (as a % of the Net Asset Value of the Fund) 年率（以本基金資產淨值之%）
Management fee 管理費	Class AC / Class ACEUR / Class AD / Class AM2 / Class AM2HKD / Class AM3OAU / Class AM3OCAD / Class AM3OEUR / Class AM3OGBP / Class AM3OJPY / Class AM3ORMB / Class AMFIXA - 1.10% / AC 類 / ACEUR 類 / AD 類 / AM2 類 / AM2HKD 類 / AM3OAU 類 / AM3OCAD 類 / AM3OEUR 類 / AM3OGBP 類 / AM3OJPY 類 / AM3ORMB 類 / AMFIXA 類- 1.10%
Custodian fee 保管費	Not applicable, included in the Administrative fee 不適用，已包括在行政費內
Administrative fee 行政費	0.35%^
Performance fee 表現費	Not applicable 不適用

^ The fees and charges may be increased up to maximum level as specified in the offering document by giving at least 1 Month's prior notice to investor. Please refer to the offering document for further details. This amount does not include the fees of the Administration Agent or other appointed parties relating to the execution of the currency hedging policy, which will be borne by the relevant hedged share class. Where the Administration Agent or other appointed parties takes these fees, the rate for fees relating to the execution of the currency hedging policy is up to 0.025% per annum of the net asset value of the hedged share class.

費用可增至銷售文件所定的最高水平，但須予最少1個月預先通知投資者。進一步詳情請參閱銷售文件。此金額並不包括行政代理或其他指定方有關執行貨幣對沖政策的費用，該費用將由有關對沖股份類別承擔。若行政代理或其他指定方收取該等費用，執行貨幣對沖政策所收取的費用年率為最高達貨幣對沖股份類別資產淨值的0.025%。

### ► Other fees 其他收費

You may have to pay other fees and charges when dealing in the Fund.

閣下買賣本基金時可能須要支付其他費用。

## Additional information 其他資料

### ► You generally buy and redeem shares at the Fund's next-determined subscription price and redemption price with reference to the Net Asset Value (NAV) after the intermediaries receive your request in good order on or before 16:00 HK Time, being the Fund's dealing cut-off time.

一般而言，閣下認購及贖回本基金股份的價格，是在中介人於香港時間16:00或之前（即本基金的交易截止時間）收到閣下的完整指示後，參照本基金資產淨值而釐定的下一個認購價及贖回價。

### ► Intermediaries who sell the Fund may impose earlier cut-off times for receiving instructions for subscriptions, redemptions or switching. Investors should pay attention to the arrangements of the intermediary concerned.

銷售本基金的中介人可能就接受認購、贖回或轉換指示實施較早的截止時間。投資者須注意有關中介人的安排。

### ► Investors may obtain past performance information of other share classes offered to Hong Kong investors at [www.assetmanagement.hsbc.com/hk](http://www.assetmanagement.hsbc.com/hk) (the website has not been reviewed by the SFC).

投資者可瀏覽[www.assetmanagement.hsbc.com/hk](http://www.assetmanagement.hsbc.com/hk)（網頁並未經證監會批閱）以取得向香港投資者發售的其他股份類別的往績表現資料。

### ► The net asset value of the Fund is calculated and the price of the Fund is published on each dealing day. The Fund prices are available online at [www.assetmanagement.hsbc.com/hk](http://www.assetmanagement.hsbc.com/hk) (the website has not been reviewed by the SFC).

本基金的資產淨值及價格均於每個交易日計算及刊登。本基金價格刊登於[www.assetmanagement.hsbc.com/hk](http://www.assetmanagement.hsbc.com/hk)（網頁並未經證監會批閱）。

### ► The composition of the latest dividends (i.e. the relative amounts paid out of (i) net distributable income and (ii) capital) (if any) for the last 12 months is available from Hong Kong Distributor or the Hong Kong Representative on request and on the website [www.assetmanagement.hsbc.com/hk](http://www.assetmanagement.hsbc.com/hk) (the website has not been reviewed by the SFC).

過去12個月的最近期股息之構成（即有關從(i)可供分派淨收入及(ii)資本撥付的款項）（如有）資料可向香港分銷商或香港代表索取，並載於網站[www.assetmanagement.hsbc.com/hk](http://www.assetmanagement.hsbc.com/hk)（網頁並未經證監會批閱）。

### Important 重要資料

- ▶ If you are in doubt, you should seek professional advice.  
閣下如有疑問，請應諮詢專業意見。
- ▶ The SFC takes no responsibility for the contents of this statement and makes no representation as to its accuracy or completeness.  
證監會對本概要的內容並不承擔任何責任，對其準確性或完整性亦不作出任何陳述。