

HSBC Global Investment Funds

US DOLLAR BOND

Monthly report 31 October 2025 | Share class AM2

Fund center



Risk Disclosure

- The Fund invests mainly in fixed income securities denominated in US dollars.
- Mortgage backed securities and asset backed securities which may subject to additional risks and volatility.
- The Fund may pay dividends out of capital or gross of expenses. Dividend is not guaranteed and may result in capital erosion and reduction in net asset value.
- The Fund may invest in financial derivative instruments for investment purpose which may lead to higher volatility to its net asset value.
- The Fund's investments may involve substantial credit, credit rating, currency, volatility, liquidity, interest rate, valuation, general debt securities, sovereign debt, geographic concentration, tax and political risks. Investors may suffer substantial loss of their investments in the Fund.
- Investors should not invest solely based on factsheet and should read the offering documents for details.



Investment objective

The Fund aims to provide capital growth and income by investing in a portfolio of investment grade bonds and similar securities denominated in US dollars (USD), while promoting environmental, social and governance (ESG) characteristics within the meaning of Article 8 of SFDR. The Fund aims to have a higher ESG score than its reference benchmark.



Investment strategy

The Fund is actively managed. The Fund will invest primarily in bonds (and other similar securities) issued in developed markets. Fund may invest in developed markets sovereigns, developed markets investment grade corporate securities, developed markets high yield corporate securities and emerging markets securities. The Fund includes the identification and analysis of a company's environmental and social factors and corporate governance practices as an integral part of the investment decision making process. Issuers considered for inclusion within the Fund's portfolio will be subject to excluded activities in accordance with HSBC Asset Management's Responsible Investment Policies, which may change from time to time. The Fund may invest up to 50% in asset-backed securities and mortgage-backed securities, up to 10% in contingent convertible securities, up to 10% in other funds, and in bank deposits and money market instruments See the Prospectus for a full description of the investment objectives and derivative usage.

Share Class Details

Key metrics

NAV per Share	USD 8.00
Yield to maturity	4.68%

Fund facts

UCITS V compliant	Yes
Dividend treatment	Distributing
Distribution Frequency	Monthly
Dividend ex-date	31 October 2025
Dividend annualised yield*	5.18%
Dividend Amount	0.033771
Dealing frequency	Daily
Share Class Base Currency	USD
Domicile	Luxembourg
Inception date	7 November 2016
Fund Size	USD 241,397,852
Reference benchmark	100% Bloomberg US Aggregate
Managers	Jerry Samet

Fees and expenses

Minimum initial investment (HK) ¹	USD 1,000
Maximum initial charge (HK)	3.000%
Management fee	0.750%

Codes

ISIN	LU1481106976
Bloomberg ticker	HSBUS2U LX

¹Please note that initial minimum subscription may vary across different distributors

Past performance does not predict future returns. The figures are calculated in the share class base currency, NAV to NAV basis with dividend reinvested, net of fees. If investment performance is not denominated in HKD or USD, HKD or USD based investors are exposed to exchange rate fluctuations. *The fund may pay dividends out of capital or gross of expenses.

Reference Performance Benchmark: Bloomberg US Aggregate since 1 Sep 2006.

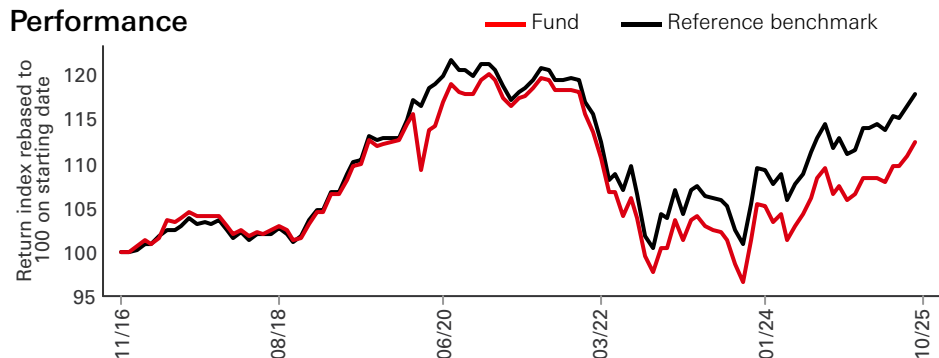
Prior to that, the benchmark was CGBI Treas. Govt./Spons.

Fund changes that may have material impact on performance: 21 May 2007 - investment universe changed. 1 Jan 2011 - investment objective changed. 26 February 2018 - investment adviser changed. 16 Nov 2018 - Change in the manner of charging sales charge / switching charge.

For definition of terms, please refer to the Glossary QR code.

Source: HSBC Asset Management, data as at 31 October 2025

Performance



Performance (%)	YTD	1 month	3 months	6 months	1 year	3 years	5 years
AM2	6.38	0.20	2.60	3.88	5.78	15.23	-4.30
Reference benchmark	6.80	0.62	2.94	3.50	6.16	17.77	-1.17

Calendar year performance (%)	2020	2021	2022	2023	2024
AM2	6.71	-1.75	-14.78	4.96	0.33
Reference benchmark	7.51	-1.54	-13.01	5.53	1.25

The calendar year return of the first year is calculated between share class inception date and calendar year end of first year if the share class has less than 5-year history. Results are cumulative

3-Year Risk Measures	AM2	Reference benchmark	5-Year Risk Measures	AM2	Reference benchmark
Volatility	6.33%	6.27%	Volatility	6.26%	6.32%
Sharpe ratio	-0.02	0.10	Sharpe ratio	-0.64	-0.53
Tracking error	1.14%	--	Tracking error	1.24%	--
Information ratio	-0.67	--	Information ratio	-0.52	--

Fixed Income Characteristics	Fund	Reference benchmark	Relative
No. of holdings ex cash	163	13,899	--
Average coupon rate	5.14	3.72	1.41
Portfolio yield	4.63%	4.33%	0.30%
Current yield	3.58%	2.92%	0.66%
Effective duration	6.08	5.99	0.09
Average maturity	8.32	8.17	0.15
Average Credit Quality	A+/A	AA/AA-	--

Credit rating (%)	Fund	Reference benchmark	Relative	Maturity Breakdown (Effective duration)	Fund	Reference benchmark	Relative
AAA	0.10	3.73	-3.63	0-2 years	0.26	0.16	0.10
AA	44.83	73.10	-28.28	2-5 years	1.48	0.94	0.54
A	22.69	11.47	11.22	5-10 years	2.39	2.38	0.02
BBB	31.97	11.69	20.27	10+ years	1.95	2.51	-0.57
BB	0.51	--	0.51	Total	6.08	5.99	0.09
NR	-0.10	--	-0.10				

Past performance does not predict future returns. The figures are calculated in the share class base currency, NAV to NAV basis with dividend reinvested, net of fees. If investment performance is not denominated in HKD or USD, HKD or USD based investors are exposed to exchange rate fluctuations. *The fund may pay dividends out of capital or gross of expenses. For definition of terms, please refer to the Glossary QR code.

Source: HSBC Asset Management, data as at 31 October 2025

Sector Allocation (%)	Fund	Reference benchmark	Relative
Corp Fin	39.61	7.94	31.67
US Agency MBS	31.87	24.38	7.49
Corp Non-Fin	18.69	15.80	2.90
Collateralised	7.77	1.87	5.90
Treasuries	2.15	45.75	-43.60
Supra/Agencies	--	4.26	-4.26
CDX	-0.10	--	-0.10

Top 10 Holdings	Weight (%)
FNCL 6.5 11/25 6.500	4.51
EQUITABLE FINANC 4.875 19/11/27	2.85
US TREASURY N/B 3.625 31/08/30	2.79
FNCL 2 11/25 2.000	2.70
FNCL 2.5 11/25 2.500	2.58
US TREASURY N/B 4.750 15/05/55	2.32
FNCL 3 11/25 3.000	2.22
FNCI 2 11/25 2.000	2.10
US TREASURY N/B 3.875 31/07/30	2.06
FNCL 3.5 11/25 3.500	1.83

MSCI ESG Score	ESG score	E	S	G
Fund	6.5	6.7	5.9	6.3
Reference benchmark	6.0	6.1	6.6	6.1

The MSCI ESG Key Issue Score is the numerical, weighted average of MSCI's E, S, and G pillar scores. A higher number indicates a more favourable ESG profile in the view of MSCI.

The weighted averages of the Key Issue Scores are aggregated and companies' scores are normalized by their industries. After any overrides are factored in, each company's Final Industry-Adjusted Score corresponds to a rating.

For more information, see MSCI ESG Ratings Methodology @ <https://www.msci.com/esg-and-climate-methodologies>

Follow us on:



For more information please contact us
at Tel: 852 2284 1111.

Website:
www.assetmanagement.hsbc.com/hk

Glossary



[www.assetmanagement.hsbc.com/hk/
api/v1/download/document/
lu0164865239/hk/en/glossary](http://www.assetmanagement.hsbc.com/hk/api/v1/download/document/lu0164865239/hk/en/glossary)

Index Disclaimer

Bloomberg® is a trademark and service mark of Bloomberg Finance L.P. (collectively with its affiliates, "Bloomberg"). Barclays® is a trademark and service mark of Barclays Bank Plc (collectively with its affiliates, "Barclays"), used under license. Bloomberg or Bloomberg's licensors, including Barclays, own all proprietary rights in the Bloomberg Barclays Indices. Neither Bloomberg nor Barclays approve or endorse this material, or guarantees the accuracy or completeness of any information herein, or makes any warranty, express or implied, as to the results to be obtained therefrom and, to the maximum extent allowed by law, neither shall have any liability or responsibility for injury or damages arising in connection therewith.

Benchmark disclosure

The Investment Advisor will use its discretion to invest in securities not included in the reference benchmark based on active investment management strategies and specific investment opportunities. It is foreseen that a significant percentage of the Fund's investments will be components of the reference benchmark. However, their weightings may deviate materially from those of the reference benchmark. The deviation of the Fund's performance relative to the benchmark is monitored, but not constrained, to a defined range.

Important Information

The material contained herein is for marketing purposes and is for your information only. This document is not contractually binding nor are we required to provide this to you by any legislative provision. It does not constitute legal, tax or investment advice or a recommendation to any reader of this material to buy or sell investments. You must not, therefore, rely on the content of this document when making any investment decisions.

Investors should not invest in the Fund solely based on the information provided in this document and should read the offering document of the Fund for details.

This document is prepared for general information purposes only and does not have any regard to the specific investment objectives, financial situation and the particular needs of any specific person who may receive it. Any views and opinions expressed are subject to change without notice. This document does not constitute an offering document and should not be construed as a recommendation, an offer to sell or the solicitation of an offer to purchase or subscribe to any investment. Any forecast, projection or target where provided is indicative only and is not guaranteed in any way. HSBC Asset Management accepts no liability for any failure to meet such forecast, projection or target. HSBC Asset Management has based this document on information obtained from sources it reasonably believes to be reliable. However, HSBC Asset Management does not warrant, guarantee or represent, expressly or by implication, the accuracy, validity or completeness of such information. Investment involves risk. Past performance is not indicative of future performance. Please refer to the offering document for further details including the risk factors. This document has not been reviewed by the Securities and Futures Commission. Copyright © HSBC Global Asset Management (Hong Kong) Limited 2025. All rights reserved. This document is issued by HSBC Global Asset Management (Hong Kong) Limited.

For definition of terms, please refer to the Glossary QR code.
Source: HSBC Asset Management, data as at 31 October 2025

匯豐環球投資基金

美元債券

月度報告 2025年10月31日 | 股份類別 AM2

基金中心



風險披露

- 本基金主要投資於以美元計價的固定收益證券。
- 資產抵押證券及按揭證券涉及額外風險及波動性。
- 本基金可從資本中或未扣除開支前撥付股息。派息不獲保證及會導致資本蠶食及資產淨值減少。
- 本基金可投資於金融衍生工具作投資用途，可能使本基金的資產淨值較波動。
- 本基金之投資可能涉及重大的信貸、信貸評級、貨幣、波動性、流動性、利率、估值、一般債務證券、主權債務、地域集中性、稅務及政治風險。投資者投資於本基金可能蒙受重大損失。
- 投資者不應僅就此基金便覽作出投資決定，而應閱讀發行文件以獲取詳細信息。

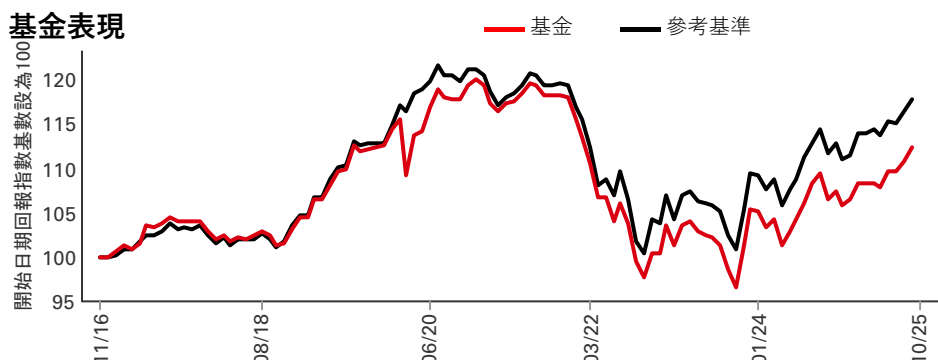
投資目標

本基金旨在透過投資於以美元計價的投資級別債券及類似證券組合，提供資本增值及收益，同時倡導SFDR第8條所指的环境、社會和管治（ESG）特徵。本基金旨在達成具有高於參考基準的ESG分數。

投資策略

本基金進行主動管理。本基金將主要投資於成熟市場發行的債券（及其他類似證券）。本基金可投資於成熟市場主權、成熟市場投資級別企業證券、成熟市場高收益企業證券及新興市場證券。本基金納入對一間公司環境和社會因素以及企業管治慣例的識別及分析，作為投資決策過程中不可或缺的一部分。被考慮納入本基金投資組合的發行人將受到匯豐投資管理的負責任投資政策（可能不時變更）下除外活動規限。本基金可將最多50%的資產投資於資產抵押證券及按揭抵押證券，最多10%投資於或然可換股證券，最多10%的資產投資於其他基金，及銀行存款和貨幣市場工具 請參閱基金說明書，了解關於投資目標及衍生工具使用的完整說明。

基金表現



股份類別詳情

關鍵指標

每股資產淨值 美元 8.00

到期收益率 4.68%

基金資料

遵守UCITS V指令 是

股息處理 派息

派息頻率 每月

除息日 2025年10月31日

股息年化收益率 5.18%

最後支付股息 0.033771

交易頻率 每日

股份類別基本貨幣 美元

註冊地 盧森堡

成立日期 2016年11月7日

基金規模 美元 241,397,852

參考基準 100% 彭博美國綜合指數

基金經理 Jerry Samet

費用及支出

最低初始投資¹ 美元 1,000

最高首次認購費（香港） 3.000%

管理費 0.750%

編碼

ISIN代碼 LU1481106976

彭博代號 HSBUS2U LX

¹請注意初始最低認購額會因不同分銷商而不同。

過往表現並不預測未來回報。表現以股份類別基本貨幣計算，資產淨值對資產淨值，將股息再作投資，並已扣除費用。如投資業績非以港元或美元計算，以港元或美元作投資的投資者須承受匯率波動的風險。*本基金可從資本中或未扣除開支前撥付股息

參考表現基準：由2006年9月1日起，基準為巴克萊美國綜合指數。此前為CGBI Trea. Govt./Spons.

對本基金表現可能有重大影響的變動：2007年5月21日－更改投資範圍。2011年1月1日－更改投資目標。2018年2月26日－更改投資顧問。2018年11月16日－變更收取銷售費／轉換費用的方式。

有關詞彙的定義，請參閱詞彙表二維碼。

資料來源：匯豐投資管理，數據截至 2025年10月31日

基金表現 (%)	年初至今	1個月	3個月	6個月	1年	3年	5年
AM2	6.38	0.20	2.60	3.88	5.78	15.23	-4.30
參考基準	6.80	0.62	2.94	3.50	6.16	17.77	-1.17

曆年表現 (%)	2020	2021	2022	2023	2024
AM2	6.71	-1.75	-14.78	4.96	0.33
參考基準	7.51	-1.54	-13.01	5.53	1.25

如股份類別成立少於五年，其首年年度表現為成立日至年底。
當計算期超過一年，業績為累積表現。

3年 風險衡量指標	AM2	參考基準	5年 風險衡量指標	AM2	參考基準
波幅	6.33%	6.27%	波幅	6.26%	6.32%
夏普比率	-0.02	0.10	夏普比率	-0.64	-0.53
追蹤誤差	1.14%	--	追蹤誤差	1.24%	--
資訊比率	-0.67	--	資訊比率	-0.52	--

固定收益特點	基金	參考基準	相對
持倉數目（不包括現金）	163	13,899	--
平均票息	5.14	3.72	1.41
投資組合收益率	4.63%	4.33%	0.30%
當前收益率	3.58%	2.92%	0.66%
期權調整存續期	6.08	5.99	0.09
平均到期日	8.32	8.17	0.15
平均信貸質素	A+/A	AA/AA-	--

信用評級 (%)	基金	參考基準	相對	到期日分佈 (期權調整存續期)	基金	參考基準	相對
AAA	0.10	3.73	-3.63	0-2年	0.26	0.16	0.10
AA	44.83	73.10	-28.28	2-5年	1.48	0.94	0.54
A	22.69	11.47	11.22	5-10年	2.39	2.38	0.02
BBB	31.97	11.69	20.27	10+年	1.95	2.51	-0.57
BB	0.51	--	0.51	總計	6.08	5.99	0.09
無評級	-0.10	--	-0.10				

行業配置 (%)	基金	參考基準	相對
金融企業	39.61	7.94	31.67
美國機構按揭抵押證券(MBS)	31.87	24.38	7.49
非金融企業	18.69	15.80	2.90
抵押	7.77	1.87	5.90
國庫券	2.15	45.75	-43.60
超國家／機構	--	4.26	-4.26
信用違約交換指數	-0.10	--	-0.10

十大持倉	比重 (%)
FNCL 6.5 11/25 6.500	4.51
EQUITABLE FINANC 4.875 19/11/27	2.85
US TREASURY N/B 3.625 31/08/30	2.79
FNCL 2 11/25 2.000	2.70
FNCL 2.5 11/25 2.500	2.58
US TREASURY N/B 4.750 15/05/55	2.32
FNCL 3 11/25 3.000	2.22
FNCL 2 11/25 2.000	2.10
US TREASURY N/B 3.875 31/07/30	2.06
FNCL 3.5 11/25 3.500	1.83

MSCI ESG評分	ESG評分	環境	社會	管治
基金	6.5	6.7	5.9	6.3
參考基準	6.0	6.1	6.6	6.1

MSCI ESG關鍵議題分數指MSCI環境、社會及管治三大支柱得分數值的加權平均值。MSCI認為，分數越高，表明ESG狀況越好。將關鍵議題分數的加權平均值相加得出總和，按所屬行業將公司所得分數標準化。計入任何替代方案後，得出每家公司的最終行業調整分數，該分數會對應一個評級。更多資訊請參閱MSCI ESG評級方法論，網址為<https://www.msci.com/esg-and-climate-methodologies>

術語



[www.assetmanagement.hsbc.com/hk/
api/v1/download/document/
lu0164865239/hk/zh/glossary](http://www.assetmanagement.hsbc.com/hk/api/v1/download/document/lu0164865239/hk/zh/glossary)

指數免責聲明

BLOOMBERG® 乃 Bloomberg Finance L.P. 及其關聯機構（統稱為「Bloomberg」）之商標及服務標誌。BARCLAYS® 乃獲特許使用之 Barclays Bank Plc（與其關聯機構統稱為「Barclays」）的商標及服務標誌。Bloomberg 或 Bloomberg 之特許人（包括 Barclays）擁有 Bloomberg Barclays 指數的一切所有權權利。Bloomberg及Barclays均未批准或認可本材料，或擔保本文所含任何資訊之準確性或完整性，或對從該等資訊中所得之結果做出任何明示或默示保證，而且在法律允許的最大範圍內，雙方概不就因該等資訊所起的傷害或損害承擔任何法律責任或責任。

基準指數披露

投資顧問將根據主動投資管理策略及特定投資機會酌情投資於並未納入參考基準的證券。預期本基金的大部分投資將為參考基準的成分。然而，相關權重可能與參考基準的權重存在較大偏離。本基金相對於基準表現的偏離受到監控，但不限制在界定範圍。

重要資訊

本文所含資料僅供營銷之用，且僅供閣下參考。本文件不具有合約效力，亦無任何法律規定要求我們須向閣下提供。其不構成法律、稅務或投資建議，亦不構成對本資料任何讀者買賣投資的建議。因此，在作出任何投資決策時，閣下不得依賴本文件的內容。

投資者不應僅依賴於本文件中提供的資訊而投資本基金，並且應閱讀本基金的發售文件獲取詳情。本文件只提供一般性資料，並不針對任何可能收到本文件的人士的具體投資目標、財務狀況和特別需求。在此表達之意見可因應情況修改而不作另行通知。本文件並非銷售文件，且不構成建議、要約出售或招攬購買或認購任何投資。本文件所載任何預測、預計或目標僅供說明用途，且並非任何形式的保證。滙豐環球投資管理（香港）有限公司（「滙豐環球投資管理」）就預測、預計或目標未能達成概不承擔任何責任。本文件內的資料乃取自滙豐環球投資管理合理地相信可靠的來源。然而，無論明示或暗示，滙豐環球投資管理不保證、擔保或代表本文件內該等資料的準確性、有效性或完整性。投資附帶風險，過去的業績並不代表將來的表現。此文件並未經證券及期貨事務監察委員會批閱。版權 © HSBC Asset Management (Hong Kong) Limited（滙豐環球投資管理（香港）有限公司）2025。版權所有。

本文件由HSBC Asset Management (Hong Kong) Limited（滙豐環球投資管理（香港）有限公司）刊發。

有關詞彙的定義，請參閱詞彙表二維碼。

資料來源：滙豐投資管理，數據截至 **2025年10月31日**



HSBC GLOBAL INVESTMENT FUNDS - US DOLLAR BOND

滙豐環球投資基金 - 美元債券

September 2025 2025年09月

► **This statement provides you with key information about the HSBC GLOBAL INVESTMENT FUNDS - US DOLLAR BOND**

本概要提供有關滙豐環球投資基金 - 美元債券的重要資料

► **This statement is part of the offering document**

本概要是銷售文件的一部分

► **You should not invest in this product based on this statement alone**

投資者切勿單憑本概要作投資決定

Quick facts 基本資料

Fund manager 基金經理	HSBC Investment Funds (Luxembourg) S.A.
Investment adviser 投資顧問	HSBC Global Asset Management (USA) Inc. (Internal delegation, USA / 內部委託, 美國)
Depository 存託銀行	HSBC Continental Europe, Luxembourg
Dealing frequency 進行交易	Daily on every dealing day / 每一個交易日
Base currency 基本貨幣	United States Dollar / 美元
Ongoing charges over a year 全年經常性開支比率	Class AM2 / AM2 類 1.00%* Class AM2HKD / AM2HKD 類 1.00%* Class AM3HCAD / AM3HCAD 類 1.01%** Class AM3HEUR / AM3HEUR 類 1.01%** Class AM3HGBP / AM3HGBP 類 1.01%** Class PD~ / PD 類~ 0.75%*
Dividend policy 股息政策	Class AM2 / AM2HKD / AM3HCAD / AM3HEUR / AM3HGBP - Declared monthly on a discretionary basis, and if declared, dividends will be paid monthly. Dividends may be paid out of the capital or effectively out of capital of the relevant Class. Payment of dividends out of capital or effectively out of capital will result in an immediate reduction of the net asset value of the relevant Class. [#] AM2 / AM2HKD / AM3HCAD / AM3HEUR / AM3HGBP 類 - 按酌情基準每月宣佈, 如獲宣佈, 將會每月派發股息。股息可從相關類別的資本中或實際上從相關類別的資本中支付。從資本中或實際上從資本中支付股息, 將導致相關類別的資產淨值即時減少。 [#] Class PD - Declared annually on a discretionary basis, and if declared, will be paid annually PD 類 - 按酌情基準每年宣佈, 如獲宣佈, 將會每年派發股息。
Financial year end 財政年度終結日	31 March / 03月31日
Minimum investment (initial and subsequent) 最低認購額 (首次及其後)	Class A - USD 1,000 HKD 10,000 AUD 1,500 EUR 850 GBP 650 RMB 10,000 SGD 1,250 CAD 1,000 CHF 1,000 JPY150,000 A類 - 1,000美元 10,000港元 1,500澳元 850歐元 650英鎊 10,000人民幣 1,250新加坡元 1,000加元 1,000瑞士法郎 150,000日元 Class P - USD1,000 HKD10,000 AUD1,500 EUR850 RMB10,000 CAD1,000 GBP650 SGD1,250 CHF1,000 JPY150,000 P 類 - 1,000美元 10,000港元 1,500澳元 850歐元 10,000人民幣 1,000加元 650英鎊 1,250新加坡元 1,000瑞士法郎 150,000日元

* The figure is based on ongoing expenses chargeable to the class (including, where applicable and in accordance with SFC requirements, estimated expenses for investing in shares or units of other funds) expressed as a percentage of the class's average net asset value for the 12 months to the end of March 2025. This figure may vary from year to year.
此數字是根據該類別的經常性開支(並根據證監會的要求, 包括投資於其他基金的股份或單位的估計開支(如適用))表示為該類別截至2025年3月底止12個月的平均資產淨值的百分比。此數字每年均可能有所變動。

** The figure is an estimate only (as the fee level is changed) and represents the sum of the estimated ongoing expenses (including, where applicable and in accordance with SFC requirements, estimated expenses for investing in shares or units of other funds) chargeable to the class expressed as a percentage of the class's estimated average net asset value. This figure may vary from year to year. The actual figure may be different from the estimated figure.
此僅為估計數字 (因為費用水平更改), 指可向類別收取的估計經常性開支的總額(並根據證監會的要求, 包括投資於其他基金的股份或單位的估計開支(如適用)), 並以類別的估計平均資產淨值的百分比表示。此數字每年均可能有所變動。實際數字可能有別於估計數字。

~ This Share Class is closed for new subscription.
此股份類別已停止接受新認購。

The Board of Directors may at its discretion pay dividend out of gross income while charging/ paying all or part of the Fund's fees and expenses to/ out of the capital of the Fund (resulting in an increase in distributable income for the payment of dividends by the Fund), and thereby effectively pay distributions out of capital of the Fund.
董事會可酌情決定從總收入撥付股息, 同時從本基金的資本中扣除/支付本基金的全部或部分費用及支出 (導致可供本基金支付股息的可分派收入增加), 因此實際上從本基金的資本中支付股息。

What is this product? 本基金是甚麼產品？

This is a sub-fund (the “Fund”) of an umbrella fund constituted in the form of a mutual fund. It is domiciled in Luxembourg and its home regulator is Commission de Surveillance du Secteur Financier.

本附屬基金（「基金」）所屬的傘子基金以互惠基金形式組成。本基金在盧森堡註冊成立，在當地由Commission de Surveillance du Secteur Financier監管。

Objectives and Investment Strategy 目標及投資策略

Investment Objectives and Strategy 投資目標及策略：

The Fund invests for total return primarily in a diversified portfolio of Investment Grade rated fixed income (e.g. bonds) and other similar securities from around the world, denominated in US Dollars. The Fund will seek to invest primarily in securities issued in developed markets.

本基金主要投資於由世界各地的投資級別固定收益（例如：債券）以及其他相近類型證券組成的以美元計價的多元化投資組合，以取得總回報。本基金將尋求主要投資於在已發展市場發行的證券。

The Fund aims to achieve the aforesaid objective, while promoting ESG characteristics within the meaning of Article 8 of SFDR. The Fund also aims have a higher ESG score, calculated as a weighted average of the ESG scores given to the issuers in which the Fund has invested, than the weighted average of the constituents of the Bloomberg US Aggregate (the “Reference Benchmark”).

本基金旨在達致上述目標，同時促進SFDR第8條界定的ESG特點。本基金旨在實現較彭博美國綜合指數（「參考基準」）成分的加權平均值更高的ESG分數（按給予本基金已投資的發行人ESG分數的加權平均值相比計算）。

The Fund may invest significantly (up to 50% of its net assets) in Asset Backed Securities ("ABS") and Mortgage Backed Securities ("MBS"), including those backed by the government of the United States of America.

本基金可對資產抵押證券（「資產抵押證券」）及按揭證券（「按揭證券」）（包括由美國政府擔保的證券）作出重大投資，最多達其淨資產的50%。

The Fund may invest less than 30% of its net assets in debt instruments with loss-absorption features including, but not limited to, contingent convertible securities; additional tier 1 or tier 2 capital instruments; total loss-absorbing capacity eligible instruments; and certain senior non preferred debt. The Fund may invest up to 10% of its net assets in contingent convertible securities.

本基金可將少於其淨資產的30%投資於具有損失吸收特點的債務工具，包括但不限於或然可轉換證券；額外一級或二級資本工具；具有完全損失吸收特點的合資格工具；及某些高級非優先債務。本基金可將其淨資產最多10%投資於或然可轉換證券%。

The Fund may invest up to 10% of its net assets in units or shares of UCITS and/or other Eligible UCIs (including other sub-funds of HSBC Global Investment Funds).

本基金可將其最多10%的淨資產投資於UCITS及 / 或其他合資格UCIs（包括滙豐環球投資基金的其他附屬基金）的單位或股份。

The Fund may hold equity securities (including but not limited to warrants, common stock and preferred stock) received as a result of or in connection with a corporate action (including but not limited to bankruptcy or restructuring) affecting existing portfolio holdings.

本基金可持有因影響現有投資組合持倉的公司行動（包括但不限於破產或重組）或與之相關而收取的股本證券（包括但不限於認股權證、普通股及優先股）。

The Fund may also invest in bank deposits, money market instruments or money market funds for treasury purposes.

本基金亦將為財務管理目的投資於銀行存款、貨幣市場工具或貨幣市場基金。

The Fund may also invest in financial derivative instruments such as futures, options, swaps (including, but not limited to, credit default swaps) and forward currency contracts. The Fund intends to use such financial derivative instruments, inter alia, for the purposes of managing interest and credit risks and currency positioning but also to enhance return when the Investment Adviser believes the investment in financial derivative instruments will assist the Fund in achieving its investment objectives. The Fund does not intend to use financial derivative instruments extensively for investment purposes. Financial derivative instruments may also be used for efficient portfolio management purposes.

本基金亦可投資於金融衍生工具，例如期貨、期權、掉期（包括但不限於信貸違約掉期）及貨幣遠期合約。本基金擬將該等金融衍生工具用作（當中包括）管理利息和信貸風險及貨幣持倉，且亦在投資顧問相信投資於金融衍生工具將有助本基金達致其投資用途時用作提高回報。本基金不擬為投資目的而廣泛運用金融衍生工具。金融衍生工具亦可用作有效投資組合管理。

The Fund can enter into Securities Lending transactions for up to 29% of its net assets, however, it is expected that this will not exceed 25%.

本基金可訂立最多佔其淨資產29%的證券借貸交易，惟預期不會超過25%。

The Fund is actively managed and does not track a benchmark. The Fund has an internal or external target to outperform the Reference Benchmark.

本基金進行主動管理，不追蹤基準指數。本基金設定的內部或外部目標為表現優於參考基準。

The Investment Adviser will use its discretion to invest in securities not included in the Reference Benchmark based on active investment management strategies and specific investment opportunities. It is foreseen that a significant percentage of the Fund's investments will be components of the Reference Benchmark. However, their weightings may deviate materially from those of the Reference Benchmark.

投資顧問將根據主動投資管理策略及特定投資機會酌情投資於並未納入參考基準的證券。預計本附屬基金的大部分投資將為參考基準的成分。然而，相關權重可能與參考基準的權重存在較大偏離。

The deviation of the Fund's performance relative to the Reference Benchmark is also monitored, but not constrained, to a defined range.

本基金的表現相對於參考基準的偏離程度亦受到監控，但不限制在界定範圍。

Use of derivatives 衍生工具的使用

- ▶ The Fund's net derivative exposure may be up to 50% of the Fund's net asset value.

本基金衍生工具的淨投資比例範圍最高可達本基金資產淨值的50%。

What are the Key Risks? 本基金有哪些主要風險？

Investment involves risks. Please refer to the offering document for details including the risk factors.

投資涉及風險。請參閱銷售文件以便獲取其他資料，包括風險因素。

Investment risk and volatility risk 投資風險及波動風險

- ▶ The Fund's investment portfolio may fall in value due to any of the key risk factors below and therefore your investment in the Fund may suffer losses. There is no guarantee of the repayment of principal.

本基金的投資組合價值可能因下列任何主要風險因素而下跌，故閣下於本基金的投資可能會蒙受虧損。概不保證可償還本金。

- ▶ The Fund's investment portfolio will be exposed to volatility risk – meaning the value of assets will fluctuate. Volatility is not constant and may increase or decrease over time. Investors may suffer losses due to high volatility.

本基金的投資組合將面臨波動風險，這意味著資產價值將波動。波動率不是不變的，並且可能隨時間增加或減少。投資者可能會因高波動而蒙受損失。

General liquidity risk 一般流動性風險

- ▶ The Fund's investment portfolio will be exposed to liquidity risks – meaning it may take time to sell assets and/or assets may need to be sold at a discount. This risk is greater in exceptional market conditions when a large number of market participants may seek to liquidate their investments which may include the Fund. The Fund may employ a number of techniques to manage liquidity including pricing adjustments and temporarily suspending redemptions.

本基金的投資組合將承受流動性風險一意味著其需時出售資產及／或資產可能需以折讓價出售。當出現大量市場參與者尋求變現其投資（可能包括本基金）的特殊市況時，此風險便較大。本基金可運用若干技巧管理流動性，包括定價調整及暫時停止贖回。

Currency risk 貨幣風險

- ▶ Underlying investments of the Fund may be denominated in currencies other than the Base Currency of the Fund and the class of shares may be designated in a currency other than the Base Currency of the Fund.

本基金的相關投資可能以本基金的基本貨幣以外的貨幣計價，及股份類別可能被指定本基金的基本貨幣以外的貨幣。

- ▶ Where the currency of the underlying assets differs to the currency used to quote a share's price (whether expressed in the Base Currency or another designated currency), such price may be affected unfavourably by fluctuations in exchange rates between these currencies or, in the case of Currency Hedged Share Classes, between the currency of the underlying assets and the Base Currency.

若相關資產的貨幣有別於用作股份報價的貨幣（無論以基本貨幣還是其他指定貨幣列示），該價格可能因此等貨幣之間（或如屬貨幣對沖股份類別，則為相關資產的貨幣與基本貨幣之間）的匯率波動而受到不利影響。

- ▶ Exchange rates may be affected by changes to exchange rate controls amongst other political and economic events.

匯率可能受匯率管控，以及其他政治及經濟事件變化影響。

General debt securities risk 一般債務證券風險

Credit risk 信貸風險

- ▶ The Fund is exposed to the credit/default risk of issuers of the debt securities that the Fund may invest in. In the event that an issuer of a debt security defaults on payment of principal or interest, the Fund could suffer substantial loss and the net asset value of the Fund could be adversely affected.

本基金須承受本基金可能投資的債務證券之發行人的信貸／違約風險。若債務證券的發行人在支付本金或利息方面違約，本基金可能蒙受重大虧損及本基金的資產淨值可能受到不利影響。

Credit rating risk 信貸評級風險

- ▶ Credit rating agencies may assign credit ratings to indicate credit quality of such securities. These are subject to limitations and may not accurately reflect the creditworthiness of the security and/or issuer at all times. Conversely, some debt securities are unrated, meaning that assessment of credit quality will solely be down to the Investment Adviser.

信貸評級機構可能給予信貸評級以表明該等證券的信貸質素。此等評級涉及限制，且未必能時刻準確反映證券及／或發行人的信用程度。相反，部分債務證券未獲評級，意味著信貸質素的評估將完全由投資顧問決定。

- ▶ The credit rating and/or credit quality of a debt instrument or its issuer may decline. In the event of such decline, the value of the Fund may be adversely affected and the Manager may or may not be able to dispose of the relevant debt instruments.

債務工具或其發行人的信貸評級及／或信貸質素可能下降。若出現下降情況，本基金的價值可能受到不利影響，經理人不一定能夠出售有關債務工具。

Interest rate risk 利率風險

- ▶ Debt securities are typically subject to interest rate risk. In general, the prices of debt securities rise when interest rates fall, whilst their prices fall when interest rates rise.

債務證券通常須承受利率風險。一般而言，當利率下跌時，債務證券的價格會上升，而利率上升時，其價格則會下跌。

Valuation risk 估值風險

- ▶ Valuation of the Fund's investment in debt securities may involve uncertainties and judgmental determinations, and independent pricing information may not at all times be available. If such valuation turns out to be incorrect, this may affect the net asset value of the Fund.

對本基金於債券證券的投資的估值可能涉及不確定性因素及判斷，且未必在所有時候均能獲得獨立的定價資訊。如證實該等估值不正確，此可能影響本基金的資產淨值。

Sovereign debt risk 主權債務風險

- ▶ The Fund's investment in securities issued or guaranteed by governments may be exposed to political, social and economic risks. In adverse situations, the sovereign issuers may not be able or willing to repay the principal and/or interest when due or may request the Fund to participate in restructuring such debts. The Fund may suffer significant losses when there is a default of sovereign debt issuers.

本基金投資於由政府發行或擔保的證券可能面臨政治、社會及經濟風險。在不利狀況下，主權發行人未必能夠或願意在到期應付時償還本金及／或利息，或可能要求本基金參與重組有關債務。倘主權債務發行人發生違約，本基金可能遭受重大損失。

Geographic concentration risk 地域集中風險

- ▶ The Fund's investments are concentrated in a certain geographical region(s). The value of the Fund may be more volatile than that of a fund having a more diverse portfolio of investments.

本基金集中投資於若干地區。本基金的價值可能比具有更廣泛投資組合的基金更反覆波動。

- ▶ Further, the value of the Fund may be more susceptible to adverse economic, political, policy, foreign exchange, liquidity, tax, legal or regulatory event affecting such geographical region(s).

此外，本基金的價值可能較容易受到影響有關地區的不利經濟、政治、政策、外匯、流動性、稅務、法律或監管事件的影響。

Risk associated with distribution out of/effectively out of capital 與從資本中／實際從資本中作出分派相關的風險

- ▶ For certain Classes, dividends may be paid out of capital or effectively out of capital which represents a return or withdrawal of part of an investor's original investment or from any capital gains attributable to that original investment. Any payment of dividends may result in an immediate reduction in the net asset value per share of the Class.

就若干類別而言，可能從資本中或實際上從資本中撥付股息，即代表從投資者的原本投資中獲付還或提取部分金額或從該原本投資應佔的任何資本收益中獲付還或提取金額。任何股息的撥付可能導致該類別的每股資產淨值即時減少。

- ▶ In addition, for certain Currency Hedged Share Classes, the dividend distribution amount and the net asset value may be adversely affected by differences in the interest rates of the reference currency of the Class and the Fund's Base Currency. Also, for certain Currency Hedged Share Classes, differences in interest rates may result in an increase in the amount of dividend distribution paid out of capital and hence a greater erosion of capital than other non-hedged Classes.

此外，就若干貨幣對沖股份類別而言，股息分派金額及資產淨值可能受到類別的參考貨幣與本基金的基本貨幣之間利率差異的不利影響。同樣，就若干貨幣對沖股份類別而言，利率差異亦可能導致從資本撥付的股息分派金額增加，故相比其他非對沖類別會出現較大的資本蠶蝕。

Risk of Portfolio Currency Hedged classes 投資組合貨幣對沖類別的風險

- ▶ Portfolio Currency Hedged Share Classes seek to minimise the effect of currency fluctuations between the Class Currency of a Share Class and the Base Currency of the relevant Fund such that the price in the Class Currency moves similarly to the price in the Base Currency.

投資組合貨幣對沖股份類別旨在將股份類別的類別貨幣與有關基金的基本貨幣之間的匯率波動影響降至最低，即類別貨幣的價格與基本貨幣的價格走勢相若。

- ▶ Portfolio Currency Hedged Share Classes are not recommended for investors who are seeking a return in a currency other than the Class Currency of the Class. Investors that do not follow this recommendation should be aware that they may be exposed to higher currency risks and may suffer material losses as a result of exchange rate fluctuations between the Class Currency of the Class and the currency they are seeking a return in.

對尋求回報以類別的類別貨幣以外之貨幣（「回報貨幣」）計算的投資者而言，不建議彼等投資於投資組合貨幣對沖股份類別。不跟隨此建議的投資者應知悉，彼等或會因類別的類別貨幣與其所尋求的回報貨幣之間的匯率波動，而承受較高的貨幣風險及可能蒙受重大損失。

Asset Backed Securities and Mortgage Backed Securities risk 資產抵押證券及按揭證券風險

- ▶ The ABS and MBS securities which the Fund invests in may be highly illiquid and prone to substantial price volatility. These instruments may be subject to greater credit, liquidity and interest rate risk compared to other debt securities. They are often exposed to extension and prepayment risks and risks that the payment obligations relating to the underlying assets are not met, which may adversely impact the returns of the securities.

本基金所投資的資產抵押證券及按揭證券可能高度不流通，因此價格容易大幅波動。此等工具相比其他債務證券可能承受較高的信貸、流動性及利率風險。資產抵押證券及按揭證券通常承受延期及提前償還風險，以及與未能履行相關資產的支付責任相關的風險，這些均可能對證券的回報造成不利影響。

Derivative instrument risk 衍生工具風險

- ▶ Risks associated with financial derivative instruments include counterparty/credit risk, greater liquidity risk, valuation risk, volatility risk and over-the-counter transaction risk.

與金融衍生工具相關的風險包括對手方／信貸風險、較大的流動性風險、估值風險、波動性風險及場外交易風險。

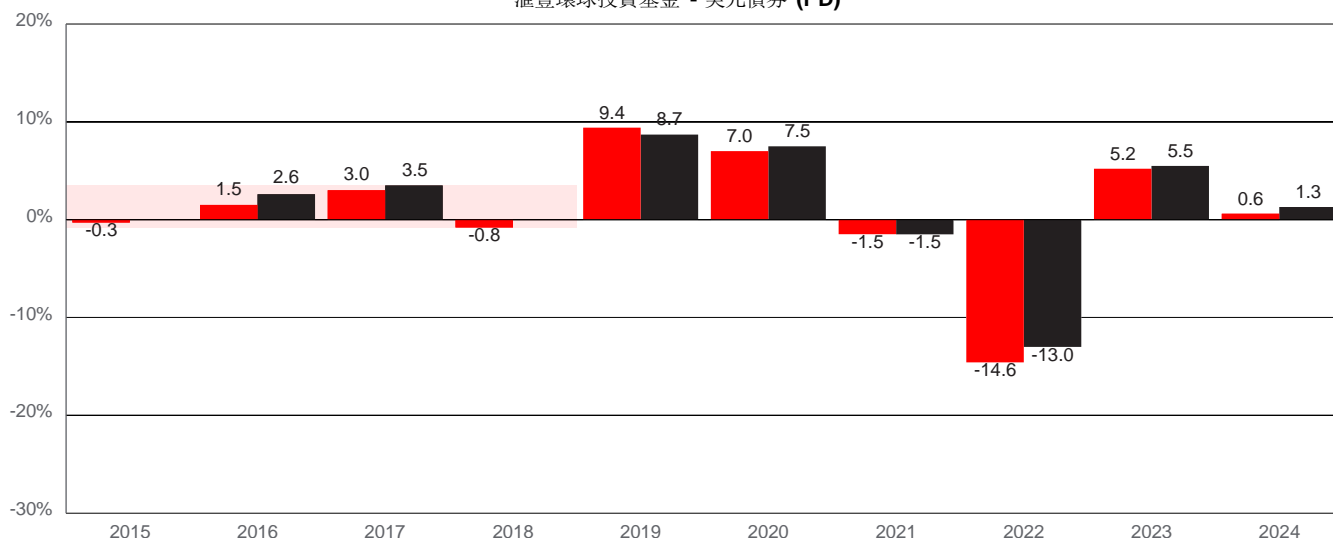
- ▶ The use of derivatives for investment purposes may involve leverage. Leverage can result in a loss significantly greater than the amount invested in derivatives by the Fund leading to a higher risk of significant loss by the Fund.

使用衍生工具作投資用途可能涉及槓桿。槓桿可能導致損失遠遠大於本基金對衍生工具的投資金額，令本基金遭受重大損失的風險增加。

How has the Fund performed? 本基金過往的業績表現如何？

HSBC GLOBAL INVESTMENT FUNDS - US DOLLAR BOND (PD)

滙豐環球投資基金 - 美元債券 (PD)



- The performance of the highlighted years were achieved under circumstances that no longer apply, the investment universe and objective were changed on 1 Jan 2011 and the investment adviser was changed on 26 February 2018.

業績在標示的年份之情況已不再適用，投資範圍及投資目標於2011年1月1日更改及投資顧問於2018年2月26日更改。

- **Fund**
基金
- **Benchmark**
基準

- ▶ Past performance information is not indicative of future performance. Investors may not get back the full amount invested.
往績並非預測日後業績表現的指標。投資者未必能取回全部投資本金。
- ▶ The computation basis of the performance is based on the calendar year end, NAV-to-NAV, with dividend reinvested.
業績表現以曆年末的資產淨值作為比較基礎，股息會滾存再作投資。
- ▶ These figures show by how much the share class increased or decreased in value during the calendar year being shown. Performance data has been calculated in USD including ongoing charges and excluding subscription fee and redemption fee you might have to pay.
數據顯示股份類別於上述曆年的價值升跌。業績數據以美元計算，包括經常性開支但不包括您可能需支付的認購費用及贖回費用。
- ▶ The Fund has formally adopted Bloomberg US Aggregate as the reference performance benchmark of the Fund with effect from 2016. The reference performance benchmark is shown for comparison purposes only and the Fund may not be managed to the reference performance benchmark.
本基金已由2016年起正式採用彭博美國綜合 (Bloomberg US Aggregate)作為本基金的參考表現基準。此參考表現基準僅供比較用途，而本基金未必依據參考表現基準予以管理。
- ▶ Fund launch date: 24/02/1987
基金成立日期：1987年02月24日
- ▶ Class PD launch date: 24/02/1987
PD類成立日期：1987年02月24日
- ▶ Class PD is a share class open for investment by Hong Kong retail investors and denominated in the Fund's base currency.
PD類乃開放予香港零售投資者投資及以本基金的基本貨幣計價的股份類別。

Is there any guarantee? 本基金有否提供保證？

This Fund does not have any guarantees. You may not get back the full amount of money you invest.

本基金並不提供任何保證。閣下未必能全數取回投資本金。

What are the fees and charges? 本基金涉及哪些費用？

► Charges which may be payable by you 認購本基金時閣下或須支付的費用

You may have to pay the following fees when dealing in the Fund.

閣下買賣本基金時可能須要支付以下費用。

Fees 費用	What you pay 您須支付
Subscription fee 認購費	Up to 3.00%* of the total subscription amount 最高達認購總額的3.00%*
Switching fee 轉換費	Up to 1.00%* of the Switch-Out proceeds 最高達轉出所得款項的1.00%*
Redemption fee 贖回費	Nil* 無*

* You may need to bear additional costs under certain situations in order to mitigate any adverse impacts to the Fund caused by the transactions. Please refer to the offering document for further details.

為減輕交易可能對本基金造成的不利影響，閣下可能須在某些情況下承擔額外費用。詳情請參閱銷售文件。

► Ongoing fees payable by the Fund 本基金持續繳付的費用

The following expenses will be paid out of the Fund. They affect you because they reduce the return you get on your investments.

以下收費將從本基金總值中扣除，閣下的投資回報將會因而減少。

Fees 費用	Annual rate (as a % of the Net Asset Value of the Fund) 年率（以本基金資產淨值之%）
Management fee 管理費	Class AM2 / Class AM2HKD / Class AM3HCAD / Class AM3HEUR / Class AM3HGBP - 0.75%; Class PD - 0.50% / AM2 類 / AM2HKD 類 / AM3HCAD 類 / AM3HEUR 類 / AM3HGBP 類 - 0.75%; PD 類 - 0.50%
Custodian fee 保管費	Not applicable, included in the Administrative fee 不適用，已包括在行政費內
Administrative fee 行政費	0.25%^
Performance fee 表現費	Not applicable 不適用

^ The fees and charges may be increased up to maximum level as specified in the offering document by giving at least 1 Month's prior notice to investor. Please refer to the offering document for further details. This amount does not include the fees of the Administration Agent or other appointed parties relating to the execution of the currency hedging policy, which will be borne by the relevant hedged share class. Where the Administration Agent or other appointed parties takes these fees, the rate for fees relating to the execution of the currency hedging policy is up to 0.025% per annum of the net asset value of the hedged share class.

費用可增至銷售文件所定的最高水平，但須予最少1個月預先通知投資者。進一步詳情請參閱銷售文件。此金額並不包括行政代理或其他指定方有關執行貨幣對沖政策的費用，該費用將由有關對沖股份類別承擔。若行政代理或其他指定方收取該等費用，執行貨幣對沖政策所收取的費用年率為最高達貨幣對沖股份類別資產淨值的0.025%。

► Other fees 其他收費

You may have to pay other fees and charges when dealing in the Fund.

閣下買賣本基金時可能須要支付其他費用。

Additional information 其他資料

► You generally buy and redeem shares at the Fund's next-determined subscription price and redemption price with reference to the Net Asset Value (NAV) after the intermediaries receive your request in good order on or before 16:00 HK Time, being the Fund's dealing cut-off time.

一般而言，閣下認購及贖回本基金股份的價格，是在中介人於香港時間16:00或之前（即本基金的交易截止時間）收到閣下的完整指示後，參照本基金資產淨值而釐定的下一個認購價及贖回價。

► Intermediaries who sell the Fund may impose earlier cut-off times for receiving instructions for subscriptions, redemptions or switching. Investors should pay attention to the arrangements of the intermediary concerned.

銷售本基金的中介人可能就接受認購、贖回或轉換指示實施較早的截止時間。投資者須注意有關中介人的安排。

► Investors may obtain past performance information of other share classes offered to Hong Kong investors at www.assetmanagement.hsbc.com/hk (the website has not been reviewed by the SFC).

投資者可瀏覽www.assetmanagement.hsbc.com/hk（網頁並未經證監會批閱）以取得向香港投資者發售的其他股份類別的往績表現資料。

► The net asset value of the Fund is calculated and the price of the Fund is published on each dealing day. The Fund prices are available online at www.assetmanagement.hsbc.com/hk (the website has not been reviewed by the SFC).

本基金的資產淨值及價格均於每個交易日計算及刊登。本基金價格刊登於www.assetmanagement.hsbc.com/hk（網頁並未經證監會批閱）。

► The composition of the latest dividends (i.e. the relative amounts paid out of (i) net distributable income and (ii) capital) (if any) for the last 12 months is available from Hong Kong Distributor or the Hong Kong Representative on request and on the website www.assetmanagement.hsbc.com/hk (the website has not been reviewed by the SFC).

過去12個月的最近期股息之構成（即有關從(i)可供分派淨收入及(ii)資本撥付的款項）（如有）資料可向香港分銷商或香港代表索取，並載於網站www.assetmanagement.hsbc.com/hk（網頁並未經證監會批閱）。

Important 重要資料

- ▶ If you are in doubt, you should seek professional advice.
閣下如有疑問，請應諮詢專業意見。
- ▶ The SFC takes no responsibility for the contents of this statement and makes no representation as to its accuracy or completeness.
證監會對本概要的內容並不承擔任何責任，對其準確性或完整性亦不作出任何陳述。