

Fidelity Funds – Global Dividend Fund

富達基金 – 環球股息基金

31 July 2021 年7月31日

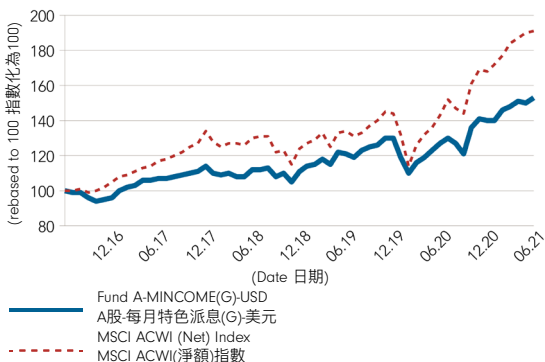
- This fund invests primarily in income producing equity securities globally.
- The fund is subject to equities risk, risk to capital and income and foreign currency risk. The fund is subject to sovereign debt risk of certain countries within the Eurozone, higher volatility, liquidity, currency and default risks. Although the fund will generally invest in income-producing securities, it is not guaranteed that all underlying investments will generate income. Higher yields generally mean that there will be reduced potential for capital appreciation for equity securities.
- The use of ESG criteria may affect the fund's investment performance and may result in a return unfavorably to similar products without such focus. The securities held by the fund may be subject to style drift which no longer meet the fund's ESG criteria after its investments. The Investment Manager may need to dispose of such securities which may lead to a fall in the value of the fund.
- The fund's net derivative exposure may be up to 50% of its NAV, the use of derivatives may involve liquidity risk, counterparty credit risk, volatility risk, valuations risks and over-the-counter transaction risk, at times. Exposure to financial derivative instruments and its leverage element may lead to a high risk of significant loss by the fund.
- For dividend of certain share classes, payment of dividends out of capital and/or effectively out of capital amounts to a return or withdrawal of part of an investor's original investment or from any capital gains attributable to that original investment. Any such distributions may result in an immediate reduction of the NAV per share/ unit. For the hedged share class, the distribution amount and NAV of such share class may be adversely affected by differences in the interest rates of the reference currency of the hedged share class and the fund's base currency, resulting in more distribution that is paid out of capital and hence a greater erosion of capital than other non-hedged share classes.
- Investors may suffer substantial loss of their investments in the fund. Investor should not invest in the fund solely based on the information provided in this document and should read the offering documents, including Product Key Facts (including the risk factors) for details.

- 本基金主要投資於環球企業的收益性股票證券。
- 基金可能涉及股票風險、資本及收益的風險及外幣風險。基金須承受若干歐元區國家的主權債務風險，較高的波幅、流動性、貨幣及違約風險。雖然基金一般將投資於收益性證券，但不保證所有相關投資均能締造收益。收益較高一般意味著股票證券的資本增值潛力將減少。
- 使用ESG準則可能會影響基金的投資表現，並可能導致回報遜於不設該焦點的類似產品。基金作出投資後，所持證券的風格可能改變，不再符合基金的ESG準則。投資經理可能被迫出售該等證券，導致基金的價值下跌。
- 基金的衍生工具風險承擔淨額最高為其資產淨值的50%。偶爾使用衍生工具可能會引發流動性風險、交易對手信貸風險、波幅風險、估值風險及場外交易市場交易風險。投資於金融衍生工具及其槓桿元素可能導致基金須承受得重大損失的高風險。
- 若干股份類別的股息可從資本中及/或實際上從資本中撥付股息即代表投資者獲付或提取原有投資本金的部份金額，或從原有投資應佔的任何資本收益中獲付或提取金額。任何該等分派可能導致每股/每單位資產淨值即時減少。就對沖股份類別，其報價貨幣與基金的基本貨幣之間的利率差異，可能會為對沖股份類別的分派金額及資產淨值帶來負面影響，導致較多從資本中撥付的分派金額，進而令資本流失的程度高於其他非對沖股份類別。
- 您在本基金的投資有可能大幅虧損。投資者應參閱基金之銷售文件，包括產品資料概要(包括風險因素)，而不應只根據這文件內的資料而作出投資。

Fund Details 基金資料

Fund Manager 基金經理	Daniel Roberts
Reference Currency 報價貨幣	USD 美元
Fund Size 基金資產值	US\$11,251m (百萬美元)
Max. Sales Charge 最高認購費	5.25%
Annual Management Fee 每年管理費	1.50%
Min. Subscription 最低認購金額	USD2,500 or HKD eqv 2,500美元或港元等值
Total No. of Positions 總持股數	47
Fidelity Fund Code 富達基金代號	1359

Fund Performance 基金表現



Top 10 Positions 十大持股 (%)

Company 公司	Sector 行業	Fund 基金	Index 指數
UNILEVER PLC	Consumer Staples 主要消費品	4.3	0.2
PROCTER & GAMBLE CO	Consumer Staples 主要消費品	4.1	0.5
CISCO SYSTEMS INC	Information Technology 資訊科技	3.5	0.3
RELX PLC	Industrials 工業	3.4	0.1
DEUTSCHE BOERSE AG	Financials 金融	3.2	0.0
ROCHE HOLDING AG	Health Care 健康護理	3.2	0.4
WOLTERS KLUWER NV	Industrials 工業	2.9	0.0
SANOFI	Health Care 健康護理	2.8	0.2
BLACKROCK INC	Financials 金融	2.8	0.2
SAMSUNG ELECTRONICS CO LTD	Information Technology 資訊科技	2.8	0.6

Summary of Investment Objective 投資目標摘要

The fund is an Equity fund and aims to achieve income and long-term capital growth principally (i.e. at least 70% (and normally 75%) of the fund's assets) through investments in income producing equity securities globally. (Please refer to the offering document for Investment Objective of the fund)

本基金是一項股票基金，旨在透過首要(即基金資產的最少70%(及通常為75%))投資於環球企業的收益性股票證券，以締造收益及長線資本增長。(關於基金的投資目標詳情請參閱基金章程)

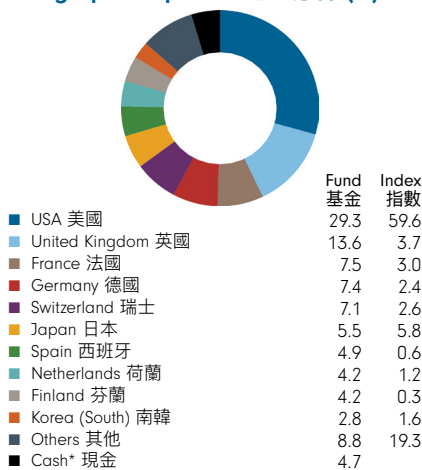
Cumulative Performance 累積表現 (%)

	YTD 年初至今	3 mth 3個月	6 mth 6個月	1 yr 1年	3 yr 3年	5 yr 5年	Since Launch 自推出以來
A-MINCOME(G)-USD A股-每月特色派息(G)-美元	8.6	3.2	9.0	19.8	35.9	52.6	144.1
A-ACC-USD A股-累積-美元	8.6	3.2	9.0	19.8	35.9	52.5	134.3
Index 指數	13.1	3.6	13.6	33.2	47.0	90.9	177.2

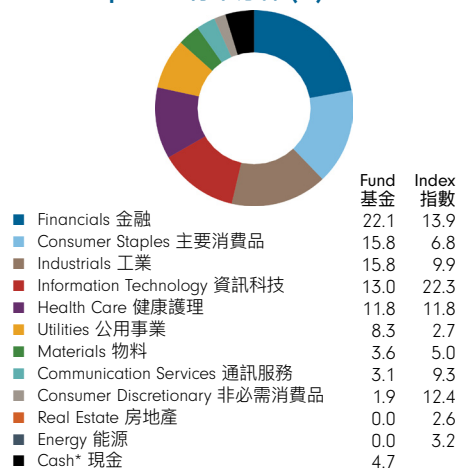
Source: Fidelity, NAV-NAV basis, in respective currencies with dividends re-invested. Index performance (if any) is calculated in the currency of the first share class listed in the table.

資料來源：富達，以資產淨值及各自貨幣計算，並假設股息盈利再作投資。指數表現(如有)以表內列示第一股份類別之貨幣計算。

Geographic Exposure 地區分佈 (%)



Sector Exposure 行業分佈 (%)



Certain unclassified items (such as non-equity investments and index futures/options) are excluded. *Cash refers to any residual cash exposure that is not invested in shares or via derivatives. 部分未能分類的項目(如非股票投資及指數期貨/期權)未有包括在內。*現金指任何未被投資於股票或未透過衍生工具投資的剩餘現金部分。

Fidelity Funds – Global Dividend Fund 富達基金 – 環球股息基金

31 July 2021 年7月31日

Measures † 衡量指標

	Fund 基金	Index 指數
Annualised Volatility (3 years) 年度化波幅(3年)%	13.47	17.92
Beta (3 years) 貝他係數(3年)	0.70	-
Sharpe Ratio (3 years) 夏普比率(3年)	0.71	0.69
Price / earnings ratio (x) 市盈率 (倍)	19.7	23.5
Price / book ratio (x) 市賬率 (倍)	3.1	3.1
Active Money 主動投資比率(%)	93.0	-

Index 指數

Market Index: MSCI ACWI (Net) Index

MSCI ACWI(淨額)指數

Index is for comparative purpose only.

指數只用作為比較用途。

Annual report
年度報告



Semi-annual
report
半年度報告



Prospectus
認購章程



Product Key
Facts
產品資料概要



Share Class Details & Codes 股份類別資料及代碼

Share Class 股份類別	Launch Date 推出日期	NAV 單位資產淨值	Bloomberg Ticker 彭博代碼	ISIN 基金代碼
A-MINCOME(G)-USD A股-每月特色派息(G)-美元	30.01.12	18.50	FFGDMIU LX	LU0731783048
A-ACC-USD A股-累積-美元	04.05.12	23.43	FFGDAAU LX	LU0772969993
A-ACC-EUR (H) A股-累積-歐元(對沖)	30.01.12	24.69	FFGDAAE LX	LU0605515377
A-MINCOME(G)-EUR A股-每月特色派息(G)-歐元	30.01.12	20.55	FFGDMIE LX	LU0731782826
A-MINCOME(G)-HKD A股-每月特色派息(G)-港元	10.05.12	18.17	FFDGAMH LX	LU0742537680
A-MINCOME(G)-AUD (H) A股-每月特色派息(G)-澳元(對沖)	28.10.13	16.45	FFGDAMA LX	LU0982800491
A-HMDIST(G)-AUD (H) A股-H每月派息(G)-澳元(對沖)	23.01.14	14.44	FFGAHMD LX	LU1005136848
A-MINCOME(G)-HKD (H) A股-每月特色派息(G)-港元(對沖)	12.09.16	13.88	FFDGAMH LX	LU1481011671
A-MINCOME(G)-USD (H) A股-每月特色派息(G)-美元(對沖)	12.09.16	14.16	FFGDAMU LX	LU1481011911
A-MCDIST(G)-USD A股-C每月派息(G)-美元	22.11.16	13.27	FFGDAGU LX	LU1509826696

A-ACC: accumulating share class. A-MINCOME(G): monthly gross income share class. A-HMDIST(G)(H): monthly distributing gross income hedged share class. A-MINCOME(G)(H): monthly gross income hedged share class. A-ACC(H): accumulating hedged share class. A-MCDIST(G): monthly gross income and capital distributing share class. Distribution amount not guaranteed.

A股-累積: 累積股份類別。A股-每月特色派息(G): 每月總收益特色派息股份類別。A股-H每月派息(G)(對沖): 每月總收益派息(對沖)股份類別。A-每月特色派息(G)(對沖): 每月總收益特色派息(對沖)股份類別。A股-累積(對沖): 累積(對沖)股份類別。A股-C每月派息(G): 每月總收益及資本派息股份類別。派息金額並不獲保證。

Calendar Year Performance 曆年表現 (%)

	2016	2017	2018	2019	2020
A-MINCOME(G)-USD A股-每月特色派息(G)-美元	1.1	16.2	-4.8	23.5	7.9
A-ACC-USD A股-累積-美元	1.2	16.1	-4.8	23.5	7.9
Index 指數	7.9	24.0	-9.4	26.6	16.3

Source: Fidelity, NAV-NAV basis, in respective currencies with dividends re-invested. Index performance (if any) is calculated in the currency of the first share class listed in the table.

資料來源: 富達, 以資產淨值及各自貨幣計算, 並假設股息盈利再作投資。指數表現(如有)以表內列示第一項股份類別之貨幣計算。

Dividend 派息

Share Class 股份類別	Dividend per Unit 每單位派息	Annualised distributions# 年度化分派率 (%)	Ex-Dividend Date 除息日
A-MINCOME(G)-USD A股-每月特色派息(G)-美元	0.0377	2.50	01.07.21
A-ACC-USD A股-累積-美元	-	-	-

(#) Annualised distributions = [(1+dividend per share/ex-dividend NAV)^distribution frequency]-1. Annualised distributions are for indicative purpose only, which may be higher or lower than the actual annual dividend distributions. Dividend rate of the fund does not represent the return of the fund, and past dividend rate does not represent future dividend rate. Distribution amount is not guaranteed. Please see www.fidelity.com.hk for full details of dividend information of all applicable share classes. 年度化分派率 = [(1+每股股息/除息日資產淨值)^每年派息次數]-1。年度化分派率僅供說明用途, 其可能高於或低於實際全年股息分派率。基金的股息率並不代表基金的回報, 過去的股息率亦不代表將來的股息率。派息金額並不獲保證。請瀏覽 www.fidelity.com.hk 參閱所有相關股份類別的派息資料。

For A-HMDIST(G)(hedged) share class, dividend distributions may include a premium when the interest rate of the hedged currency is higher than the fund's reference currency interest rate and may be discounted when the interest rate of the hedged currency is lower than the fund's reference currency interest rate. The Board expects to recommend distribution of substantially the whole gross investment income, and may determine the extent dividends may be paid out of realised and unrealised capital gains as well as capital. 就A股-H每月派息(G)(對沖)股份類別而言, 股息分派可能計入因對沖貨幣的利率高於基金報價貨幣利率而產生的溢價, 以及因對沖貨幣利率低於基金報價貨幣的利率而出現的折讓。董事會預期將就幾乎所有的總投資收益建議派發股息, 並可能釐定從已變現及未變現資本收益以至資本中撥付的股息水平。

A position combines all equity investments (including derivatives) linked to an issuing company. Derivatives are included on an exposure basis so they reflect the equivalent underlying shares needed to generate the same return. Geographic and sector breakdown tables are calculated using the positions methodology. Active Money: This is the sum of the fund's overweight positions (including effective cash) when compared to the market index. 倉位指包括與發行公司相關的一切股權投資(包括衍生工具)。衍生工具已按風險基準包括在內, 故其反映可產生相同回報所需的等額相關股份。地區分佈及行業分佈為根據此倉位方法計算。主動投資比率: 用以量度基金組合相對指數持重之持倉(包括現金)總和。

(†) Morningstar, Inc. All Rights Reserved. Morningstar Rating™ as of 31/07/2021 (if applicable). Morningstar 版權所有, 晨星星號評級數據截至31/07/2021(如適用)。†) Volatility measures are not calculated for funds which are less than 3 years old. 成立不足三年的基金之波幅不會被計算。

This material is issued by FIL Investment Management (Hong Kong) Limited and it has not been reviewed by the Securities and Futures Commission ("SFC"). Investors are reminded of concentration risks and volatility associated with sector funds. Investment involves risks. Past performance is not indicative of future performance. Please refer to the Fidelity Prospectus for Hong Kong Investors and Product Key Facts for further details (including the risk factors). If investment returns are not denominated in HKD or USD, US/HK dollar-based investors will be exposed to exchange rate fluctuations. Fidelity, Fidelity International, the Fidelity International logo and F symbol are trademarks of FIL Limited.

本文件由富達基金(香港)有限公司發行。本文件未經證券及期貨事務監察委員會審核。投資者應注意行業投資所帶來的風險。投資涉及風險。基金過去表現並不表示將來亦會有類似的業績, 詳情請細閱富達香港投資者認購章程及產品資料概要(包括風險因素)。若投資收益並非以港元或美元計算, 以美元/港元作出投資的投資者需承受匯率波動的風險。「富達」、Fidelity、Fidelity International、Fidelity International 標誌及F標誌均為FIL Limited的商標。

FIL Investment Management (Luxembourg) S.A. (as Management Company)

August 2021

*This statement provides you with key information about this product.
This statement is part of the Hong Kong Prospectus.
You should not invest in this product based on this statement alone.*

Quick facts

Management Company:	FIL Investment Management (Luxembourg) S.A.		
Investment Manager:	FIL Fund Management Limited (Bermuda, internal delegation)		
Investment Advisor:	Internal and/or external sub-delegation to one or more Investment Advisors as described in "The Investment Manager" section under Part IV of the Hong Kong Prospectus (~ Note) ~ Note: The list of all Investment Advisors having managed all or part of the assets of each fund over the last six or twelve months will be published in the annual and semi-annual financial reports.		
Depository:	Brown Brothers Harriman (Luxembourg) S.C.A.		
Ongoing charges over a year[^]:	Class A-ACC-USD:	1.89%	Class A-MINCOME(G)-HKD (hedged): 1.89%
	Class A-ACC-Euro (hedged):	1.89%	Class A-MINCOME(G)-USD (hedged): 1.89%
	Class A-MINCOME(G)-USD:	1.89%	Class A-HMDIST(G)-AUD (hedged): 1.89%
	Class A-MINCOME(G)-Euro:	1.89%	Class A-MCDIST(G)-USD:
	Class A-MINCOME(G)-HKD:	1.89%	Class Y-ACC-USD:
	Class A-MINCOME(G)-AUD (hedged):	1.89%	Class Y-ACC-Euro (hedged): 1.04%
	[^] Unless otherwise stated, the ongoing charges figure represents the ongoing expenses based on the annual financial report for the year ended 30 April 2021. This figure may vary from year to year.		

Dealing frequency: Daily

Base currency: USD

Dividend policy*: Class A-ACC, Class A-ACC (hedged), Class Y-ACC, Class Y-ACC (hedged)
No dividends will be paid for accumulating shares. All interest and other income earned on the investment will be retained in the fund.

Class A-MINCOME(G) & Class A-MINCOME(G) (hedged)[#]
Subject to the Board's discretion, dividends will be declared monthly normally on the first business day of each month and will be paid accordingly. The Board expects to recommend distribution of substantially the whole gross investment income amount for most of the time, and distributions may be paid out of capital.

Class A-HMDIST(G) (hedged)[#]
Subject to the Board's discretion, dividends will be declared monthly normally on the first business day of each month and will be paid accordingly. Such distributions may include a premium when the interest rate of the hedged currency is higher than the fund's reference currency interest rate and may be discounted when the interest rate of the hedged currency is lower than the fund's reference currency interest rate. The Board expects to recommend distribution of substantially the whole gross investment income, and may determine the extent dividends may be paid out of realised and unrealised capital gains as well as capital.

Class A-MCDIST(G)[#]
Subject to the Board's discretion, dividends will be declared monthly normally on the first business day of each month and will be paid accordingly. The Board expects to recommend distribution of substantially the whole gross investment income, and distributions will also be paid out of capital in order to seek to achieve a distribution percentage higher than that of the MINCOME share class.

[#] Investors should note that as fees and expenses may be charged to capital of the fund, this will result in an increase in distributable income for the payment of dividends. The fund may therefore pay dividend directly out of capital and/or effectively out of capital. Such payment of dividends out of capital represents a return or withdrawal of part of the amount originally invested or from any capital gains attributable to the original investment. Such distributions may result in an immediate decrease in the net asset value per Share of the fund.

* Unless otherwise stated, dividends will not be paid out of capital and/or effectively out of capital.

Financial year end of this fund: 30 April

Minimum investment:	Initial Investment	Subsequent Investment
Class A	USD 2,500	USD 1,000
Class Y	USD 2,500	USD 1,000

What is this product?

Fidelity Funds is an open-ended investment company established in Luxembourg and regulated by the Commission de Surveillance du Secteur Financier (CSSF).

Objectives and investment policy

- The fund is an Equity fund and aims to achieve income and long-term capital growth principally (i.e. at least 70% (and normally 75%) of the fund's assets) through investments in income producing equity securities globally.
- For the remaining assets, the Investment Manager has the freedom to invest outside the fund's market sectors, currency or asset classes. As this fund may invest globally, it may be exposed to countries considered to be emerging markets.
- As the fund may invest globally, it may invest across different countries and regions. It is unconstrained in the amount it may invest in any single country or region.
- In selecting securities for the fund, several factors are considered in the investment process; for example, consideration may include, but is not limited to, a company's financials, including revenue and profit growth, return on capital, cash flows and other financial measures. In addition, company management, industry and economic environment, and other factors may be considered in the investment process.
- A minimum of 50% of the fund's net assets will be invested in securities deemed to maintain sustainable characteristics (defined by reference to a combination of different measurements such as ESG* ratings provided by external agencies or Fidelity Sustainability Ratings). The fund will consider a wide range of environmental and social characteristics on an ongoing basis. Environmental characteristics include but are not limited to climate change mitigation and adaptation, water and waste management, biodiversity, while social characteristics include but are not limited to product safety, supply chain, health and safety and human rights. Environmental and social characteristics are analysed by Fidelity's fundamental analysts and rated through Fidelity Sustainability Ratings. Fidelity Sustainability Ratings is a proprietary rating system developed by Fidelity's research analysts to assess individual issuers.
- The fund is actively managed and aims to provide income and capital growth. Income will typically be in excess of MSCI ACWI Index (the 'Index'). The Index constituents are representative of the type of companies the fund invests in. The fund's performance can be assessed against its Index. The Investment Manager has a wide range of discretion relative to the Index. While the fund will hold assets that are components of the Index, it also is expected to invest in issuers, sectors, countries and security types that have different weightings from, and may not be included in the Index in order to take advantage of investment opportunities. It is expected that over long time periods, the fund's performance will differ from the Index. However, over short time periods, the fund's performance may be close to the Index, depending on market conditions.
- Shareholders' attention is drawn to the fact that the Index is not an index which integrates environmental and social considerations.
- The fund may invest in assets directly or achieve exposure indirectly through other eligible means including financial derivative instruments ("**derivatives**"). Such derivatives may include over-the-counter and/or exchange traded instruments such as futures, contracts for difference, equity swaps, options such as puts, calls and warrants, forwards, non-deliverable forwards and currency swaps. The fund may use derivatives with the aim of risk or cost reduction or to generate additional capital or income (including for investment purposes), in line with the risk profile of the fund.
- The fund will not invest more than 10% of their net asset value in securities issued by or guaranteed by any single country (including its government, a public or local authority of that country) with a credit rating below investment grade.
- The fund will not engage extensively in securities lending, repurchase and reverse repurchase transactions.

Use of derivatives/investment in derivatives

The fund's net derivative exposure may be up to 50% of its net asset value.

* ESG means environment (E), social (S) and governance (G)

What are the key risks?

Investment involves risks. Please refer to the Hong Kong Prospectus for details including the risk factors.

Risk to Capital and Income (Investment Risk)

- The assets of the fund are subject to fluctuations in value. There is no guarantee of repayment of principal and you may not get back the original amount invested. Past performance is no guarantee of future performance.

Equities

- The fund's investment in equities securities may fluctuate, sometimes dramatically, in response to the activities and results of individual companies or because of general market and economic conditions or other events including changes in investment sentiment, political and economic conditions and issuer-specific factors.

Income-producing securities

- Although the fund will generally invest in income-producing securities, it is not guaranteed that all underlying investments will generate income. To the extent that underlying investments of the fund are income producing, higher yields generally mean that there will be reduced potential for capital appreciation for equity securities.

Eurozone Risk

- In light of ongoing concerns on the sovereign debt risk of certain countries within the Eurozone, the fund's investments in the region may be subject to higher volatility, liquidity, currency and default risks. Any adverse events, such as credit downgrade of a sovereign or exit of EU members from the Eurozone, may have a negative impact on the value of the fund.

Sustainable Investing

- The use of ESG criteria may affect the fund's investment performance and may result in a return that at times compares unfavourably to similar products without such focus. Sustainable characteristics used in the fund's investment policy may result in the fund foregoing opportunities to buy certain securities when it might otherwise be advantageous to do so and/or selling securities due to their sustainable characteristics when it might be disadvantageous to do so. As such, the application of ESG criteria may restrict the ability of the fund to acquire or dispose of its investments at a price and time that it wishes to do so, and may therefore result in a loss to the fund.
- The securities held by the fund may be subject to style drift which no longer meet the fund's ESG criteria after its investments. The Investment Manager may need to dispose of such securities when it might be disadvantageous to do so. This may lead to a fall in the value of the fund.
- The use of ESG criteria may also result in the fund being concentrated in companies with ESG focus and its value may be volatile than that of fund having a more diverse portfolio of investments.
- There is a lack of standardised taxonomy of ESG evaluation methodology and the way in which different ESG funds will apply ESG criteria may vary, as there are not yet commonly agreed principles and metrics for assessing the sustainable characteristics of investments of ESG funds.
- The information and data sources provided by internal research teams and complemented by external ESG rating providers for evaluating sustainable characteristics of the securities may be incomplete, inaccurate or unavailable. As a result, there is a risk that the Investment Manager may incorrectly assess a security or issuer.
- Evaluation of sustainable characteristics of the securities and selection of securities may involve the Investment Manager's subjective judgment. As a result, there is a risk that the relevant sustainable characteristics may not be applied correctly or that the fund could have indirect exposure to issuers who do not meet the relevant sustainable characteristics, and sustainable characteristics of a security can change over time.

Foreign Currency Risk

- The fund's assets may be denominated in currencies other than the base currency of the fund. Also, a class of shares may be designated in a currency other than the base currency of the fund. Fluctuations in the exchange rates between these currencies and the base currency as well as changes in exchange rate controls may adversely affect the fund's net asset value.

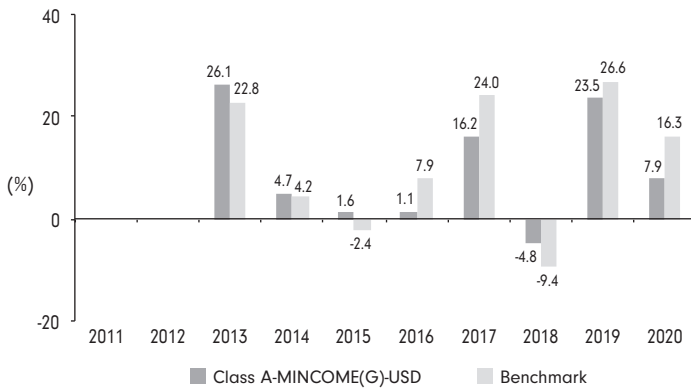
Risks associated with distribution out of/effectively out of the fund's capital

- Payment of dividends out of capital and/or effectively out of capital amounts to a return or withdrawal of part of an investor's original investment or from any capital gains attributable to that original investment. Any such distributions may result in an immediate reduction of the NAV per share/unit.
- The distribution amount and net asset value of the hedged share class may be adversely affected by differences in the interest rates of the reference currency of the hedged share class and the fund's base currency, resulting in an increase in the amount of distribution that is paid out of capital and hence a greater erosion of capital than other non-hedged share classes.

Financial Derivative Instruments

- The fund's net derivative exposure may be up to 50% of its net asset value. The use of derivatives may give rise to liquidity risk, counterparty credit risk, volatility risk, valuations risks and over-the-counter transaction risk at times. The leverage element/component of a derivative can result in a loss significantly greater than the amount invested in the financial derivative instrument by the fund. Exposure to financial derivative instruments may lead to a high risk of significant loss by the fund.

How has the fund performed?



- Past performance information is not indicative of future performance. Investors may not get back the full amount invested.
- The computation basis of the performance is based on the calendar year end, NAV-to-NAV, with dividend reinvested.
- These figures show by how much the Class A-MINCOME(G)-USD increased or decreased in value during the calendar year being shown. Performance data has been calculated in USD including ongoing charges and excluding any subscription fees and redemption fees you might have to pay.
- When no past performance is shown there was insufficient data available in that year to provide performance.
- Fund launch date: 2012
- Class A-MINCOME(G)-USD launch date: 2012
- Class A- MINCOME(G)-USD is selected as the most appropriate representative share class as it has the longest track record and is denominated in the fund’s reference currency.
- The benchmark is the MSCI ACWI Index.

Is there any guarantee?

This fund does not have any guarantees. You may not get back the full amount of money you invested.

What are the fees and charges?

Charges which may be payable by you

You have to pay the following fees when dealing in shares of the fund:

Subscription Fee	Class A - Up to 5.25% of NAV Class Y - 0%
Switching Fee	Generally up to 1% of NAV, except if you are switching from one class with no subscription fee into a class with subscription fee, you will have to pay for a switching fee of up to the full subscription fee of the class to be switched into
Redemption Fee	N/A

Ongoing fees payable by the fund

The following expenses will have to be paid out of the fund. They affect you because they reduce the return you get on your investments:

Management Fee*	Class A - Up to 1.50% p.a. of NAV Class Y - Up to 0.80% p.a. of NAV
Depository Fee	Varies from 0.003% to 0.35% of NAV
Performance Fee	N/A
Administration Fee	Up to 0.35% of NAV

* The management fee can be increased to a maximum annual rate of 2% of the net asset value of the fund. In the event of such increase, not less than 3 months’ notice will be given to you.

Other Fees

You may have to pay other fees when dealing in shares of the fund. Any other fees and charges are described in the Hong Kong Prospectus. You should note that some fees may be increased, up to a specified permitted maximum, by giving shareholders at least one month’s prior notice. For details, please refer to the Hong Kong Prospectus.

Additional Information

- You generally buy, redeem or switch shares at the fund's next-determined net asset value after we receive your request, directly or via a distributor, in good order at or before 5.00 p.m. Hong Kong time on a dealing day, being the fund's dealing cut-off time. Before placing your orders, please check with your distributor for the distributor's internal dealing cut-off time (which may be earlier than the fund's dealing cut-off time).
- The net asset value of this fund is calculated and the price of shares is published each business day. Net asset value of the fund (other than Class A) will be published in the South China Morning Post and the Hong Kong Economic Times. Net asset value of Class A will be published on www.fidelity.com.hk*.
- Investors may also obtain the past performance information of the fund's representative share class and (if applicable) other share classes offered to Hong Kong investors from www.fidelity.com.hk.
- The composition of dividend paid out of net distributable income and capital for the last 12 months are available from the Hong Kong Representative on request and also on the fund's website: https://www.fidelityinternational.com/legal/documents/FF/HK-zh_en/fdpc.ff.HK-zh_en.HK.pdf.
- Investors may obtain information on the intermediaries from the Fidelity Investor Hotline: +852 2629 2629.

Important

If you are in doubt, you should seek professional advice. The SFC takes no responsibility for the contents of this statement and makes no representation as to its accuracy or completeness.

* The website has not been reviewed by the SFC.

FIL Investment Management (Luxembourg) S.A. (管理公司)

2021年8月

本概要提供本基金的重要資料，
是香港認購章程的一部份。
請勿單憑本概要作投資決定。

資料便覽

管理公司：	FIL Investment Management (Luxembourg) S.A.			
投資經理：	FIL Fund Management Limited (百慕達，內部委派)			
投資顧問：	一名或多名獲轉授職能的內部及／或外部投資顧問，詳情載於香港認購章程第四部份「投資經理」一節（~附註） ~附註：在過去六個月或十二個月管理每項基金全部或部份資產的所有投資顧問名單將刊載於年度及半年度財務報告。			
保管人：	Brown Brothers Harriman (Luxembourg) S.C.A.			
全年經常性開支比率 [^] ：	A類別股份 - 累積 - 美元：	1.89%	A類別股份 - 每月特色派息(G) - 港元 (對沖)：	1.89%
	A類別股份 - 累積 - 歐元 (對沖)：	1.89%	A類別股份 - 每月特色派息(G) - 美元 (對沖)：	1.89%
	A類別股份 - 每月特色派息(G) - 美元：	1.89%	A類別股份 - H每月派息(G) - 澳元 (對沖)：	1.89%
	A類別股份 - 每月特色派息(G) - 歐元：	1.89%	A類別股份 - C每月派息(G) - 美元：	1.89%
	A類別股份 - 每月特色派息(G) - 港元：	1.89%	Y類別股份 - 累積 - 美元：	1.04%
	A類別股份 - 每月特色派息(G) - 澳元 (對沖)：	1.89%	Y類別股份 - 累積 - 歐元 (對沖)：	1.04%
	[^] 除非另有註明，否則經常性開支比率是根據截至2021年4月30日止年度的年度財務報告所刊載的經常性開支計算。該比率每年均可能有所變動。			
交易頻密程度：	每日			
基本貨幣：	美元			
股息政策*：	A類別股份 - 累積、A類別股份 - 累積(對沖)、Y類別股份 - 累積及Y類別股份 - 累積(對沖)累積股份不會分派股息，所有投資利息和收益將保留在基金內。 A類別股份 - 每月特色派息(G)及A類別股份 - 每月特色派息(G) (對沖) [#] 在董事會酌情決定下，每月股息一般將於每月首個營業日宣派，並將據此支付。在大部份情況下，董事會預期將就幾乎所有的總投資收益建議派發股息，而股息分派可能會從資本中撥付。 A類別股份 - H每月派息(G) (對沖) [#] 在董事會酌情決定下，每月股息一般將於每月首個營業日宣派，並將據此支付。有關分派可能計入因對沖貨幣利率高於基金報價貨幣利率而產生的溢價，以及因對沖貨幣利率低於基金報價貨幣利率而出現的折讓。董事會預期將就幾乎所有的總投資收益建議派發股息，並可釐定從已變現及未變現資本收益以至資本中撥付的股息水平。 A類別股份 - C每月派息(G) [#] 在董事會酌情決定下，每月股息一般將於每月首個營業日宣派，並將據此支付。董事會預期將就幾乎所有的總投資收益建議派發股息，而股息分派亦將可從資本中撥付，以致力作出高於每月特色派息股份類別的派息率。 [#] 投資者應注意，由於費用和開支可能會計入基金的資本中，導致可供派息之用的可分派收益增加，因此，基金可能是直接從資本中及／或實際上從資本中作出股息分派。從資本中撥付股息即代表投資者獲付還或提取原有投資本金的部份金額，或從原有投資應佔的任何資本收益中獲付還或提取金額。該等分派可能導致基金的每股資產淨值即時減少。 * 除非另有註明，否則股息將不會從資本中撥付及／或實際上從資本中撥付。			
財政年度終結日：	4月30日			
最低投資額：		首次投資額	再次投資額	
	A類別股份	2,500美元	1,000美元	
	Y類別股份	2,500美元	1,000美元	

本基金是甚麼產品？

富達基金是在盧森堡成立的開放式投資公司，並受盧森堡金融業監察委員會 (Commission de Surveillance du Secteur Financier (CSSF)) 監管。

目標及投資政策

- 本基金是一項股票基金，旨在透過首要 (即基金資產的最少70% (及通常為75%)) 投資於環球企業的收益性股票證券，以締造收益及長線資本增長。
- 投資經理可把其餘資產自由投資於基金所述市場界別、貨幣或資產類別以外的其他範疇。由於本基金可於全球作投資，因此可能涉及投資於被視為新興市場的國家。
- 由於基金可於全球作投資，故可能投資於不同的國家和地區。基金在任何單一國家或地區的投資金額不受限制。
- 為基金挑選證券時，在投資程序中將會考慮多項因素，例如 (但不限於) 一家公司的財政狀況，包括收益和盈利增長、資本回報率、現金流量及其他財政指標。此外，在投資程序中亦會考慮到公司管理層、行業與經濟環境，以及其他因素。
- 基金最少50%的淨資產將投資於被視作維持可持續發展特徵 (其定義是透過參考不同的指標組合而制定，例如外部機構提供的ESG*評級或富達可持續發展評級) 的證券。基金將持續考慮一系列廣泛的環境和社會特徵。環境特徵包括但不限於緩解和適應氣候變化、水資源及廢物管理、生物多樣性；而社會特徵包括但不限於產品安全、供應鏈、健康和安全與人權。富達的基本因素分析師負責分析各項環境和社會特徵，並透過富達可持續發展評級進行評級。富達可持續發展評級是由富達的研究分析師創建的專屬評級系統，用作評估個別發行機構。
- 基金採取積極管理，旨在提供收益及資本增長。收益一般將超過MSCI ACWI指數 (「該指數」)。該指數的成份股是基金所投資的公司所屬類別的代表。基金的表現可對比該指數的表現以進行評估。投資經理具有相對該指數廣泛的酌情權。儘管基金所持有的資產將包括該指數的成份股，但預期基金亦會投資於比重與該指數不同，並可能未有納入該指數的發行機構、行業、國家及證券類別，以把握投資機會。長期而言，預期基金的表現將有別於該指數；但短期而言，基金的表現可能貼近該指數，視乎市場狀況而定。
- 股東務請注意，該指數並不是一項整合環境和社會考慮因素的指數。
- 基金可直接投資於資產，或透過其他合資格的投資方法，包括金融衍生工具 (「衍生工具」) 間接取得投資配置。衍生工具可包括場外交易市場及/或交易所買賣工具，例如期貨、差價合約、股權互換、期權 (例如認沽盤、認購期權和認股權證)、遠期合約、不交收遠期合約和貨幣掉期。基金可於符合其風險類別的原則下使用衍生工具，旨在減低風險或削減成本，或締造額外的資本或收益 (包括作投資用途)。
- 基金將不可把其超過10%的資產淨值，投資於由任何單一國家 (包括該國政府、公共機構或當地機關) 發行或擔保，而信貸評級低於投資級別的證券。
- 基金將不會廣泛進行證券借貸、回購及反向回購協議交易。

使用衍生工具／投資於衍生工具

基金的衍生工具風險承擔淨額最高為其資產淨值的50%。

本基金有哪些主要風險？

投資涉及風險。有關詳情 (包括風險因素) 請參閱香港認購章程。

資本及收益的風險 (投資風險)

- 基金的資產須承受價值波動。恕不保證閣下可獲償還本金。閣下可能無法收回最初的投資金額。基金過去的表現並非未來業績的保證。

股票

- 基金的股本證券投資可能受個別公司的活動和業績，或一般市場和經濟狀況或其他事件 (包括投資情緒、政治和經濟狀況改變，以及特定發行機構因素) 影響而反覆波動，而且波幅有時可能十分顯著。

收益性證券

- 雖然基金一般將投資於收益性證券，但不保證所有相關投資均能締造收益。若基金的相關投資屬收益性資產，收益較高一般意味著股票證券的資本增值潛力將減少。

歐元區風險

- 鑑於歐元區若干國家的主權債務風險持續令人憂慮，基金在該地區的投資可能須承受較高的波幅、流動性、貨幣及違約風險。任何不利事件，例如主權信貸評級下調或歐盟成員國退出歐元區，均可能對基金的價值造成負面影響。

* ESG 是指環境 (E)、社會 (S) 及管治 (G)

可持續發展投資

- 使用ESG準則可能會影響基金的投資表現，並可能導致回報有時遜於不設該焦點的類似產品。基金的投資政策所採用的可持續發展特徵，可能會導致基金錯失良機，未能買入若干有望造好的證券，及／或基於證券的可持續發展特徵而被迫在不利時機出售證券。因此，ESG準則的應用可能會限制基金按照其屬意的價格和時間購入或出售其投資的能力，因此可能導致基金蒙受損失。
- 基金作出投資後，所持證券的風格可能改變，不再符合基金的ESG準則。投資經理可能被迫在不利時機出售該等證券，導致基金的價值下跌。
- 使用ESG準則亦可能導致基金集中投資於專注ESG的公司，而其價值可能會比具有更多元化投資組合的基金價值波動。
- 由於並無公認的原則和指標以評估ESG基金投資項目的可持續發展特徵，因此ESG評估方法缺乏標準化的分類法，不同ESG基金採用ESG準則的方式可能有所不同。
- 利用由內部研究團隊提供並配合外部ESG評級供應商的資料及數據來源，以評估證券的可持續發展特徵，這些資料及數據來源可能不完整、不準確或未能提供，因此會構成投資經理可能對證券或發行機構作出錯誤評估的風險。
- 評估證券的可持續發展特徵及證券選擇可能涉及投資經理的主觀判斷。因此，存在可能無法正確應用相關的可持續發展特徵，或基金可能間接投資於不符合相關可持續發展特徵的發行機構的風險，而且證券的可持續發展特徵可隨時間而改變。

外幣風險

- 基金的資產可能以非基本貨幣計算。此外，基金的某類別股份可能指定以非基本貨幣計值。這些貨幣與基本貨幣之間的匯率波動，以及外匯管制變動可能會對基金的資產淨值造成負面影響。

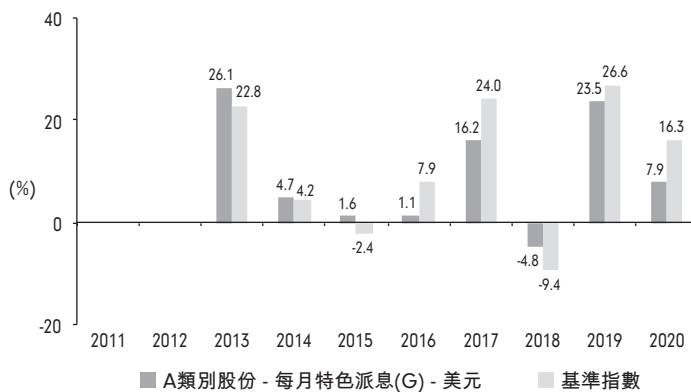
從基金的資本中及／或實際上從基金的資本中作出分派的相關風險

- 從資本中及／或實際上從資本中撥付股息即代表投資者獲付還或提取原有投資本金的部份金額，或從原有投資應佔的任何資本收益中獲付還或提取金額。任何該等分派可能導致每股／每單位資產淨值即時減少。
- 對沖股份類別的報價貨幣與基金的基本貨幣之間的利率差異，可能會為對沖股份類別的分派金額及資產淨值帶來負面影響，導致從資本中撥付的分派金額增加，進而令資本流失的程度高於其他非對沖股份類別。

金融衍生工具

- 基金的衍生工具風險承擔淨額最高為其資產淨值的50%。偶爾使用衍生工具可能會引發流動性風險、交易對手信貸風險、波幅風險、估值風險及場外交易市場交易風險。衍生工具的槓桿元素／成份可能導致基金所蒙受的損失顯著高於其投資於該金融衍生工具的金額。投資於金融衍生工具可能導致基金須承受錄得重大損失的高風險。

本基金過往的業績表現如何？



- 往績並非預測日後業績表現的指標。投資者未必能取回全部投資本金。
- 基金業績表現以曆年末的資產淨值作為比較基礎，股息會滾存再作投資。
- 有關數據顯示A類別股份 - 每月特色派息(G) - 美元在有關曆年內的價值升跌幅度。業績表現以美元計算，當中反映出持續費用，但不包括閣下可能須支付的認購費和贖回費。
- 如年內沒有顯示有關的業績表現，即代表當年沒有足夠數據用作提供業績表現之用。
- 基金推出日期：2012年
- A類別股份 - 每月特色派息(G) - 美元推出日期：2012年
- A類別股份 - 每月特色派息(G) - 美元獲選為最適合的股份類別代表，因其擁有最長過往紀錄及以基金報價貨幣計值。
- 基準為MSCI ACWI指數。

本基金有否提供保證？

本基金並不提供任何保證。閣下未必能取回投資本金。

投資本基金涉及哪些費用及收費？**閣下或須繳付的收費**

閣下就基金股份交易須繳付以下費用：

認購費	A類別股份 – 最高為資產淨值的5.25% Y類別股份 – 0%
轉換費	一般最高為資產淨值的1%，但由毋須支付認購費的股份類別轉至其他須支付認購費的股份類別，須繳付的轉換費最高將相當於擬轉入股份類別的全部認購費
贖回費	不適用

基金持續繳付的費用

以下收費將從基金總值中扣除，閣下的投資回報將會因而減少：

管理費*	A類別股份 – 每年最高為資產淨值的1.50% Y類別股份 – 每年最高為資產淨值的0.80%
保管費	由資產淨值的0.003%至0.35%不等
表現費	不適用
行政費	最高為資產淨值的0.35%

* 每年管理費最高可上調至基金資產淨值的2%，閣下將在有關費用調整前最少三個月收到通知。

其他費用

基金股份交易或須繳付其他費用。所有其他費用及收費詳情載於香港認購章程。請注意，在向股東發出最少一個月事先通知後，部份費用最高可上調至指定的許可上限。詳情請參閱香港認購章程。

其他資料

- 在基金交易截止時間，即交易日下午五時（香港時間）或之前經我們收妥由閣下直接或透過分銷商提出的認購、贖回或轉換要求，一般按隨後釐定的股份價格執行。閣下在提出有關要求之前，應向分銷商查詢其內部交易截止時間（可能早於基金交易的截止時間）。
- 本基金在每個營業日計算資產淨值及公佈股份價格。基金資產淨值（A類別股份除外）將刊登於南華早報及香港經濟日報。A類別股份的資產淨值將於www.fidelity.com.hk*發佈。
- 投資者亦可於www.fidelity.com.hk*下載基金的股份類別代表及（如適用）可供香港投資者認購的其他股份類別的往績表現資料。
- 有關過去12個月從淨可分派收益及資本中撥付的股息成份詳情，可向香港代表索取，亦可於基金的網頁：https://www.fidelityinternational.com/legal/documents/FF/HK-zh_en/fdpc.ff.HK-zh_en.HK.pdf *下載。
- 投資者可致電富達投資熱線（電話：+852 2629 2629）取得中介商的資料。

重要提示

閣下如有疑問，應諮詢專業意見。證監會對本概要的內容並不承擔任何責任，對其準確性或完整性亦不作出任何陳述。

* 此網頁未經證監會審核。