

Templeton BRIC Fund

A sub-fund of Franklin Templeton Investment Funds

As of 29 February, 2008

Fund Details

Fund Manager

Mark Mobius

Inception Date

A(acc)USD 25/10/05
B(acc)USD 25/10/05
A(acc)EUR 25/10/05

Fund Currency

US Dollar

NAV

A(acc)USD USD 22.63
B(acc)USD USD 21.98
A(acc)EUR EUR 18.04

Fund Size

USD 2.9 billion

1 Year High - USD26.04 (29/10/07)

1 Year Low - USD14.90 (5/3/07)

Initial Sales Charge

A(acc)USD up to 5.00%
A(acc)EUR up to 5.00%

Management Fee

A(acc)USD 1.60%
B(acc)USD 1.60%
A(acc)EUR 1.60%

Maintenance Charge

A(acc)USD 0.50%
B(acc)USD 0.75%
A(acc)EUR 0.50%

Servicing Charge

B(acc)USD up to 1.00%

Symbols

Bloomberg

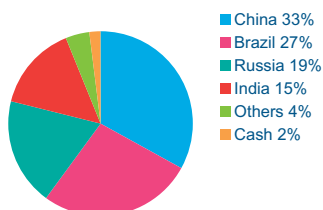
A(acc)USD TEMBRAC LX
B(acc)USD TEMBRBA LX
A(acc)EUR TEMBREU LX

S&P Fund Rating - AA

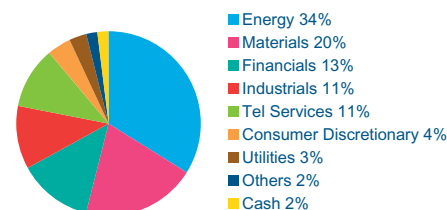
Investment Objective

The Fund's investment objective is capital appreciation. It seeks to achieve by investing in equity securities of companies in Brazil, Russia, India and China (including Hong Kong and Taiwan) ("BRIC") or in equity securities of companies which derive their principal portion of their revenues or profits from BRIC economies or have the principal portion of their assets in BRIC economies.

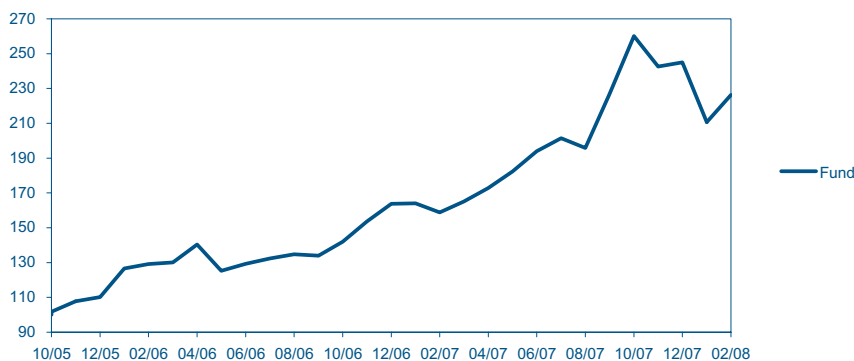
Geographical Allocation



Sector Allocation



Performance



	3 mth	YTD	1 yr	3 yr	5 yr	10 yr	Since Launch
Fund	-6.7%	-7.6%	42.5%	N/A	N/A	N/A	126.3%
*Sector Avg	-4.4%	-5.3%	33.6%	N/A	N/A	N/A	97.4%
Benchmark	-7.2%	-8.5%	53.4%	N/A	N/A	N/A	158.3%

Benchmark Index: MSCI BRIC TR (USD) Index

*Sector: Lipper, Hong Kong authorized funds, Equity Emerging Markets Global

Sources : Franklin Templeton Investments & Lipper, in Fund Currency, NAV to NAV, taking into account of reinvestments and capital gain or loss. Performance information is based on A(acc) Shares only.

Top Ten Holdings (29 Feb 2008)

Holdings	Percentage
CIA VALE DO RIO DOCE	8.4%
PETROLEO BRASILEIRO SA (PETROBRAS)	7.4%
GAZPROM	6.1%
CHINA PETROLEUM & CHEMICAL CORP (SINOPEC)	4.9%
PETROCHINA CO LTD	4.3%
MINING AND METALLURGICAL CO NORILSK NICKEL	3.4%
CHINA MOBILE LTD	3.4%
EVRAZ GROUP SA	2.5%
CNOOC LTD	2.4%
UNIBANCO UNIAO DE BANCOS BRASILEIROS SA (UBB)	2.2%



FRANKLIN TEMPLETON
INVESTMENTS

This report is neither an offer nor solicitation to purchase shares of the fund; applications for shares may only be made on forms of application available with the prospectus. Investments are subject to investment risks, fund value may go up as well as down and past performance is not indicative of future performance. Investors should read the Explanatory Memorandum for more details and the risk disclosure on investment in emerging markets before investing. Investors investing in funds denominated in non-local currency should be aware of the risk of exchange rate fluctuations that may cause a loss of principal. Distribution of this document may be restricted in certain jurisdictions. This document does not constitute the distribution of any information or the making of any offer or solicitation by anyone in any jurisdiction in which such distribution or offer is not authorized or to any person to whom it is unlawful to distribute such a booklet or make such an offer or solicitation.