

Franklin Mutual European Fund

A sub-fund of Franklin Templeton Investment Funds

As of 29 February, 2008

Fund Details

Fund Manager

Phillippe Brugere-Trelat

Inception Date

A(acc)USD 3/4/00
B(acc)USD 3/4/00
A(acc)EUR 31/12/01

Fund Currency

EURO

NAV

A(acc)USD USD 27.50
B(acc)USD USD 24.91
A(acc)EUR EUR 18.12

Fund Size

EUR 4.6 billion

1 Year High - USD30.23 (31/10/07)

1 Year Low - USD24.45 (5/3/07)

Initial Sales Charge

A(acc)USD up to 5.00%
A(acc)EUR up to 5.00%

Management Fee

A(acc)USD 1.00%
B(acc)USD 1.00%
A(acc)EUR 1.00%

Maintenance Charge

A(acc)USD up to 0.50%
B(acc)USD up to 0.75%
A(acc)EUR up to 0.50%

Servicing Charge

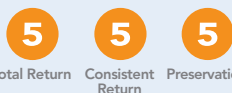
B(acc)USD up to 1.00%

Symbols

Bloomberg

A(acc)USD TEMFMEA LX
B(acc)USD TEMFMEB LX
A(acc)EUR TEMFMEE LX

Lipper Leaders[^]



Star Ratings (A Shares)

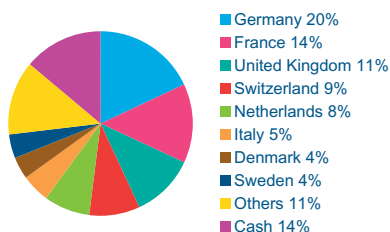
Morningstar Fund Stars#- ★★★★★

S&P Fund Rating - AA

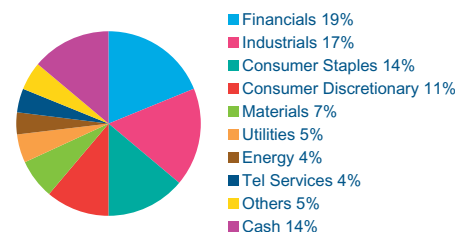
Investment Objective

The Fund's investment objective is capital appreciation, with income as its secondary objective. It seeks to achieve by primarily investing in equity securities and debt securities convertible into common or preferred stock of companies incorporated or having their principal activities in European countries.

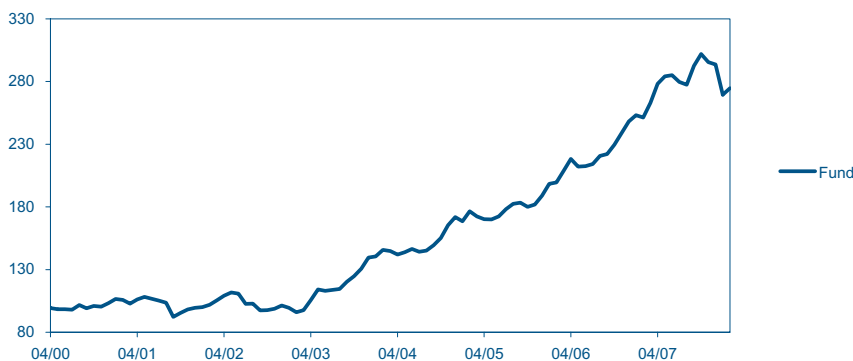
Geographical Allocation



Sector Allocation



Performance



	3 mth	YTD	1 yr	3 yr	5 yr	10 yr	Since Launch
Fund	-7.1%	-6.5%	9.3%	55.5%	185.6%	N/A	175.0%
*Sector Avg	-10.4%	-9.0%	0.8%	44.0%	165.5%	N/A	45.4%
Benchmark	-10.6%	-9.0%	3.9%	49.2%	181.9%	N/A	57.6%

Benchmark Index: MSCI Europe Index

*Sector: Lipper, Hong Kong authorized funds, Equity Europe

Sources : Franklin Templeton Investments & Lipper, in USD, NAV to NAV, dividend reinvested. Performance information is based on A(acc) Shares only.

Top Ten Holdings (29 Feb 2008)

Holdings	Percentage
NESTLE SA	2.2%
ZURICH FINANCIAL SERVICES AG	2.1%
SIEMENS AG	2.1%
KONINKLIJKE PHILIPS ELECTRONICS NV	2.1%
BRITISH AMERICAN TOBACCO PLC	2.1%
DEUTSCHE POST AG	2.1%
E.ON AG	2.1%
DAIMLER AG	2.0%
CARREFOUR SA	2.0%
TNT NV	2.0%

[^]Lipper Leaders

Total Return, Consistent Return and Expense : the highest 20% of funds in each sector* group under the relevant parameter are rated 5 representing the highest score and named Lipper Leaders. This ranking does not mean the fund is guaranteed or the fund's NAV will not fluctuate.

#Data Source: © 2008 Morningstar, Inc. All rights reserved. The information contained herein: (1) is proprietary to Morningstar; (2) may not be copied or distributed; and (3) is not warranted to be accurate, complete or timely.

This report is neither an offer nor solicitation to purchase shares of the fund; applications for shares may only be made on forms of application available with the prospectus. Investments are subject to investment risks, fund value may go up as well as down and past performance is not indicative of future performance. Investors should read the Explanatory Memorandum/Prospectus before investing. The investment returns are denominated in EURO. USD/HKD based investors are therefore exposed to fluctuations in the USD/HKD/EURO exchange rate. Distribution of this document may be restricted in certain jurisdictions. This document does not constitute the distribution of any information or the making of any offer or solicitation by anyone in any jurisdiction in which such distribution or offer is not authorized or to any person to whom it is unlawful to distribute such a booklet or make such an offer or solicitation.



FRANKLIN TEMPLETON
INVESTMENTS