

February 2026

Unless otherwise specified, all information applies to A2 share class in the Fund's base currency only as of the month end. Performance, Portfolio Breakdowns and Characteristics, and Net Assets as at 28-Feb-2026.

IMPORTANT:

- The Fund's investments in equities could incur significant losses due to higher fluctuation of equity values. The Fund invests in certain emerging markets and may be subject to political, tax, economic, social and foreign exchange risks.
- The Fund is subject to currency risk, foreign investments restrictions risk, smaller companies' volatility and liquidity risks.
- The Fund may use derivatives for hedging and for investment purposes. However, usage for investment purposes will not be extensive. The Fund may suffer losses from its derivatives usage.
- The value of the Fund can be volatile and can go down substantially within a short period of time. It is possible that a certain amount of your investment could be lost.
- Investors should not make investment decisions based on this document alone. Investors should refer to the Prospectus and Key Facts Statement for details including risk factors.

INVESTMENT OBJECTIVE

The Emerging Markets Fund seeks to maximise total return. The Fund invests globally at least 70% of its total assets in the equity securities of companies domiciled in, or exercising the predominant part of their economic activity in, emerging markets. Investment may also be made in the equity securities of companies domiciled in, or exercising the predominant part of their economic activity in, developed markets that have significant business operations in emerging markets.

CUMULATIVE & ANNUALISED PERFORMANCE (%)

	CUMULATIVE (%)				ANNUALISED (% p.a.)			
	1m	3m	6m	YTD	1y	3y	5y	S.I.
Fund	4.95	18.25	28.94	14.22	46.91	14.81	-0.07	5.35
Benchmark	5.50	18.27	28.87	14.83	49.96	21.53	6.31	-

CALENDAR YEAR PERFORMANCE (%)

	2021	2022	2023	2024	2025
Fund	-3.06	-28.04	8.48	-2.82	28.44
Benchmark	-2.54	-20.09	9.83	7.50	33.57

Past performance is not a reliable indicator of current or future performance and should not be the sole factor of consideration when selecting a product or strategy. Investors may not get back the full amount invested. Performance is shown on a Net Asset Value (NAV) basis with gross income reinvested, net of fees. Performance is calculated in the relevant share class currency, including ongoing charges and taxes and excluding subscription and redemption fees, if applicable. Benchmark performance displayed in denominated currency and for comparative purpose only.

KEY FACTS

Asset Class : Equity
Benchmark : MSCI Emerging Markets Index (Net)
Fund Inception Date : 30-Nov-1993
Fund Base Currency : U.S. Dollar
Currency : Unhedged:CZK,Euro,U.S. Dollar Hedged:Euro
Net Assets (mil) : 713.23 USD
Morningstar Category : Global Emerging Markets Equity
ISIN : LU0047713382
Bloomberg Ticker : MI93 GR

FEES and CHARGES*

Annual Management Fee (incl Distribution Fee, if any) : 1.50%
Initial Charge : 5.00%

*For Fee details, please refer to the Fund Prospectus.

PORTFOLIO CHARACTERISTICS

Price to Book Ratio : 3.05x
Price to Earnings Ratio : 20.15x
3y Beta : 0.94
Standard Deviation (3y) : 12.92
Number of Holdings : 93

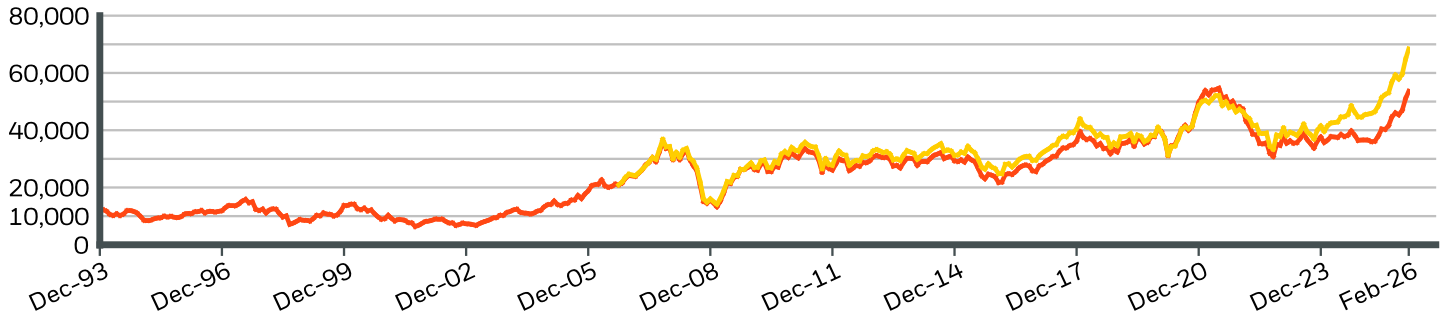
PORTFOLIO MANAGERS

Egon Vavrek
 Kevin Jia

For information on fund / offering documents:



GROWTH OF 10,000 SINCE LAUNCH



Past performance is not a reliable indicator of current or future performance and should not be the sole factor of consideration when selecting a product or strategy. Investors may not get back the full amount invested. Performance is shown on a Net Asset Value (NAV) basis with gross income reinvested, net of fees. Performance is calculated in the relevant share class currency, including ongoing charges and taxes and excluding subscription and redemption fees, if applicable. Benchmark performance displayed in denominated currency and for comparative purpose only.

■ Fund BlackRock Emerging Markets FundA2 U.S. Dollar
■ Benchmark MSCI Emerging Markets Index (Net)

Contact Us

For HK: +852 3903 2688 • www.blackrock.com/hk • clientservice.asiapac@blackrock.com

Fund Features

- Core Global Emerging Markets strategy aiming to deliver long-term, differentiated alpha
- Investment philosophy with focus on cash flow growth with macro awareness
- On the ground research with almost 1,000 meetings per annum across Emerging and Frontier markets.

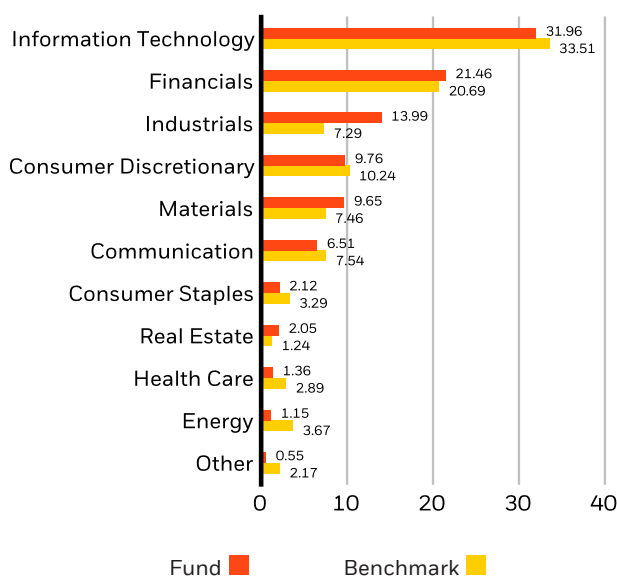
TOP 10 HOLDINGS(%)

TAIWAN SEMICONDUCTOR MANUFACTURING CO LTD	9.88%
SAMSUNG ELECTRONICS CO LTD	5.56%
TENCENT HOLDINGS LTD	5.50%
SK HYNIX INC	4.14%
SANY HEAVY INDUSTRY CO LTD	4.07%
ZIJIN MINING GROUP CO LTD	3.83%
SK SQUARE CO LTD	3.19%
ALIBABA GROUP HOLDING LTD	2.51%
WIWYNN CORP	2.41%
CONTEMPORARY AMPEREX TECHNOLOGY CO LTD	2.14%

Total of Portfolio **43.23%**

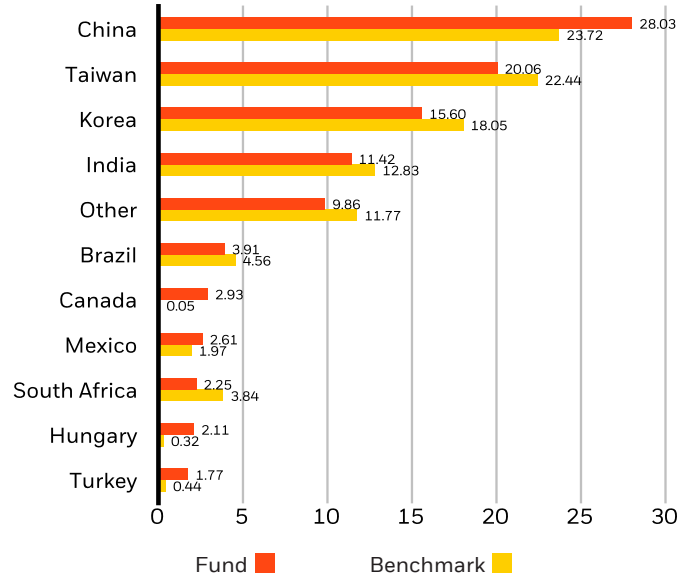
Holdings subject to change.

SECTOR BREAKDOWN (%)



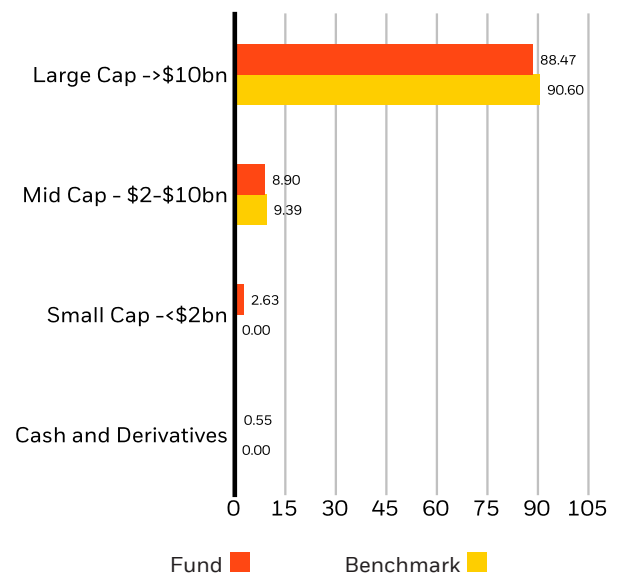
Negative weightings may result from specific circumstances (including timing differences between trade and settlement dates of securities purchased by the funds) and/or the use of certain financial instruments, including derivatives, which may be used to gain or reduce market exposure and/or risk management. Allocations are subject to change. Due to rounding, the total may not be equal to 100%.

GEOGRAPHIC BREAKDOWN (%)



Allocations are subject to change. **Source:** BlackRock

MARKET CAPITALISATION (%)



Allocations are subject to change. **Source:** BlackRock

Contact Us

For HK: +852 3903 2688 • www.blackrock.com/hk • clientservice.asiapac@blackrock.com

IMPORTANT INFORMATION:

Prior to 01 April 2020, the Fund was managed by Andrew Swan and Gordon Fraser.

Unless otherwise specified, all information as of 11-Mar-2026.

Sources: BlackRock and Morningstar. Performance is shown as of the month end in share class currency on a NAV to NAV price basis with income reinvested, net of fees. The above Fund data is for information only and does not constitute an offer or invitation to anyone to invest in any BlackRock Global Funds (BGF) and has not been prepared in connection with any such offer. BGF is an open-ended investment company established in Luxembourg which is available for sale in certain jurisdictions only. BGF is not available for sale in the U.S. or to U.S. persons. Product information concerning BGF should not be published in the U.S. Investment involves risk. Past performance is not necessarily a guide to future performance or returns. The value of investments and the income from them can fluctuate and is not guaranteed. Rates of exchange may cause the value of investments to go up or down. Investors may not get back the amount they invest. Individual stock price/figure does not represent the return of the Fund. The investment returns are denominated in share class dealing currency, which may be a foreign currency. If so, US/HK dollar-based investors are therefore exposed to fluctuations in the US/HK dollar/foreign currency exchange rate. For Hong Kong investors, please refer to the BGF offering documents for details, including risk factors. Issued by BlackRock Asset Management North Asia Limited. This material and the BlackRock website (www.blackrock.com/hk) have not been reviewed by the Securities and Futures Commission of Hong Kong. BlackRock is a registered trademark of BlackRock, Inc.

© 2026 BlackRock, Inc. or its affiliates. All Rights Reserved. BLACKROCK is a registered trademark of BlackRock, Inc. or its affiliates. All other trademarks are those of their respective owners.

Contact Us

For HK: +852 3903 2688 • www.blackrock.com/hk • clientservice.asiapac@blackrock.com

除特別註明外，截至月底，所有資料應用於基金基本貨幣(A2股份類別)。
表現,主要投資,投資組合分佈及摘要和資產淨值截至 2026年02月28日。

重要提示：

- 基金投資於股票，較大的股票價值波動可招致重大虧損。基金投資於若干新興市場，可能需承受政治、稅務、經濟、社會及外匯因素產生的風險。
- 基金需承受貨幣匯率風險、對外資限制的風險、小型公司的波動性及流動性風險。
- 基金可運用衍生工具作對沖及投資用途。然而，不會廣泛用作投資用途。基金在使用衍生工具時可能蒙受損失。
- 基金價值可升可跌，且可於短期內反覆，投資者或有可能損失一定程度的投資金額。
- 投資者不應單憑此文件作投資決定。投資者應參閱基金章程及產品資料概要以了解風險因素等詳情。

投資目標

新興市場基金以盡量提高總回報為目標。基金將不少於70%的總資產投資於在全球新興市場註冊或從事大部份經濟活動的公司的股本證券。基金亦可投資於在已發展的市場註冊或從事大部份經濟活動而在新興市場經營龐大業務的公司的股本證券。

累計表現

	累計					年度化		
	1個月	3個月	6個月	年初至今	1年	3年	5年	自成立以來
基金	4.95	18.25	28.94	14.22	46.91	14.81	-0.07	5.35
基準指數(%)	5.50	18.27	28.87	14.83	49.96	21.53	6.31	-

日曆年績效 (%)

	2021	2022	2023	2024	2025
基金	-3.06	-28.04	8.48	-2.82	28.44
基準指數(%)	-2.54	-20.09	9.83	7.50	33.57

表現顯示從股份類別成立日期到年度年底。

股份類別表現按資產淨值比資產淨值基礎計算，將收入再作投資，已扣除費用。表現以相關股份類別的計值貨幣計算，包括持續徵收的收費及稅項，但不包括認購和贖回費用（如適用）。基準指數表現以相關計值貨幣計算及僅作比較用途。資料來源：貝萊德。過往表現並非未來表現的指引，不應作為選擇一項產品的唯一考慮因素。投資者可能無法取回全數投資金額。

基金資料

資產類別：股票

參考指標：MSCI新興市場指數

基金成立日期：1993年11月30日

基準貨幣：美元

報價貨幣：非對沖：捷克克朗, 歐元, 美元

對沖：歐元

淨資產(百萬)：713.23 USD

晨星分類：環球新興市場股票

ISIN：LU0047713382

彭博代號：MI93 GR

費用及收費*

管理費：1.50%

首次認購費：5.00%

*有關費用詳情，請參閱基金章程。

投資組合摘要

市賬率：3.05x

市盈率：20.15x

3年貝他係數：0.94

3年波動率：12.92

持倉數目：93

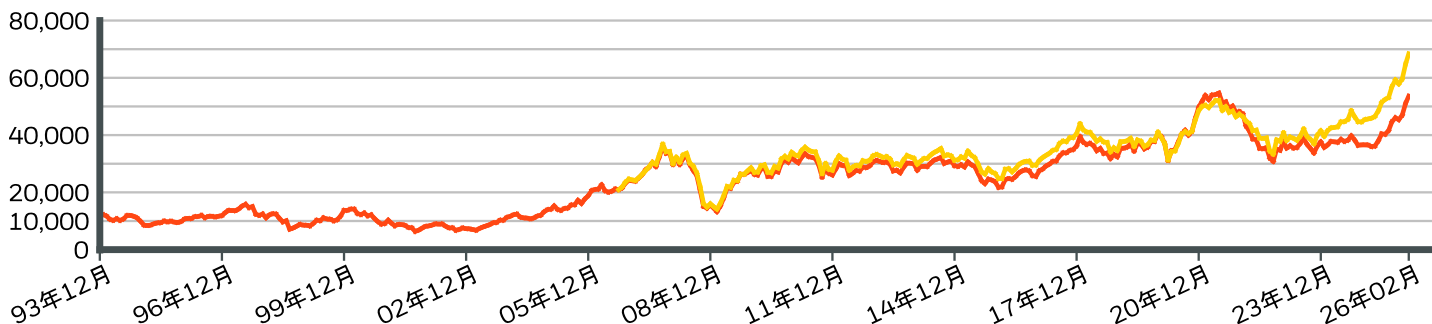
基金經理

Egon Vavrek

Kevin Jia



自股份成立日起每一萬本金的增長



*表現顯示從股份類別成立日期到年度年底。

股份類別表現按資產淨值比資產淨值基礎計算，將收入再作投資，已扣除費用。表現以相關股份類別的計值貨幣計算，包括持續徵收的收費及稅項，但不包括認購和贖回費用（如適用）。基準指數表現以相關計值貨幣計算及僅作比較用途。資料來源：貝萊德。過往表現並非未來表現的指引，不應作為選擇一項產品的唯一考慮因素。投資者可能無法取回全數投資金額。

- 基金 貝萊德新興市場基金A2 美元
- 參考指標 MSCI新興市場指數

基金特色

- 採取全球新興市場的核心策略，旨在實現不同程度的長期回報
- 投資理念為專注於現金流量增長，同時留意宏觀經濟環境
- 以實地研究為本，每年在新興市場及前沿市場舉行近1,000次會議

主要投資 (%)

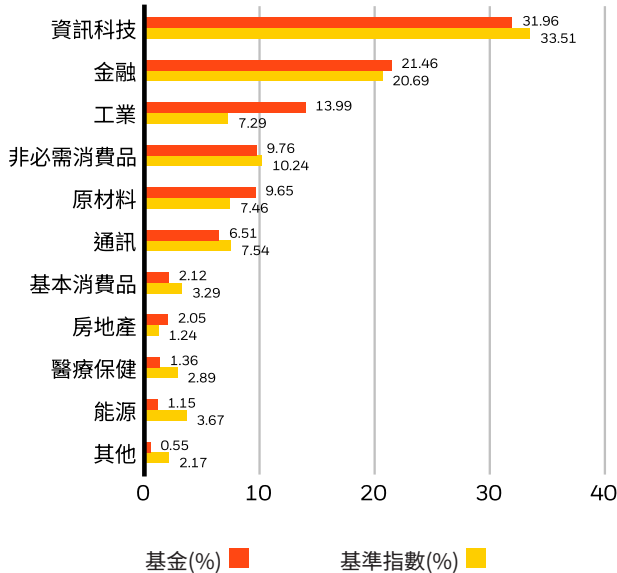
TAIWAN SEMICONDUCTOR MANUFACTURING CO LTD	9.88%
SAMSUNG ELECTRONICS CO LTD	5.56%
TENCENT HOLDINGS LTD	5.50%
SK HYNIX INC	4.14%
SANY HEAVY INDUSTRY CO LTD	4.07%
ZIJIN MINING GROUP CO LTD	3.83%
SK SQUARE CO LTD	3.19%
ALIBABA GROUP HOLDING LTD	2.51%
WIWYNN CORP	2.41%
CONTEMPORARY AMPEREX TECHNOLOGY CO LTD	2.14%

投資組合總額

43.23%

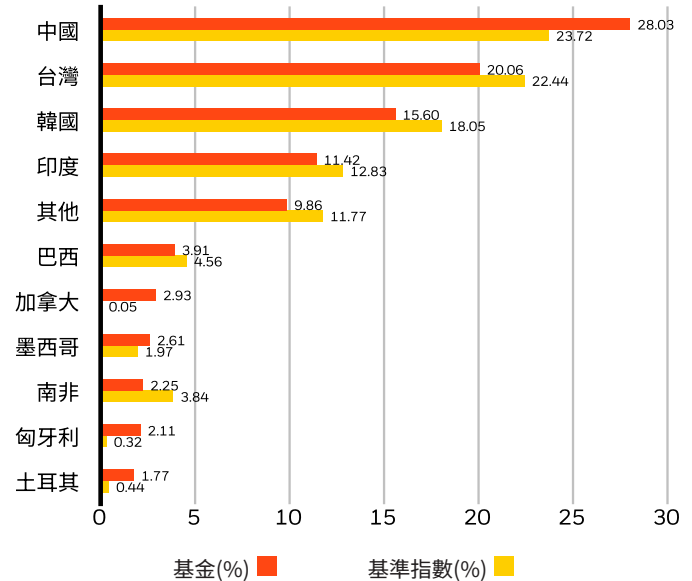
投資或會更改

行業投資分佈 (%)



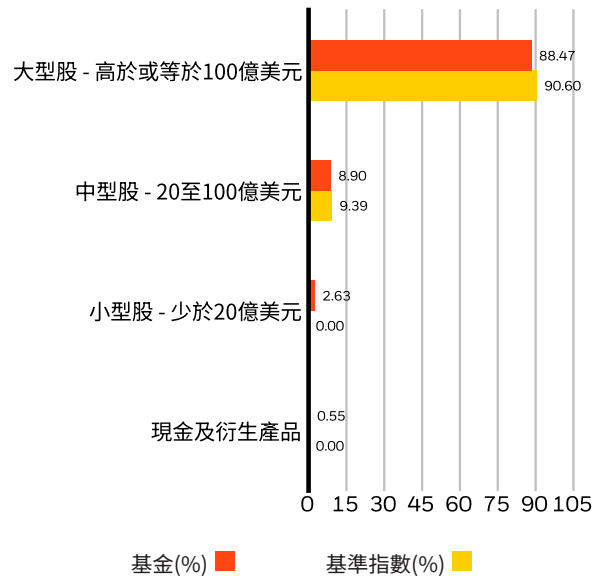
負比重可能是因特定情況（包括基金購入證券的交易和結算日時差）及／或為增加或減少市場風險及／或風險管理而利用若干金融工具（包括衍生工具）所致。投資分佈或會更改。由於四捨五入，總額可能不等於100%。

區域/市場 (%)



地區投資主要與產品所持證券的發行商註冊地相關，在計算其總和後以產品整體持倉的百分比表示。然而，在個別情況下，有關數據可反映證券發行商經營其大部份業務的地區。其他不包括在上圖。

市值投資分佈 (%)



投資分佈或會更改。由於四捨五入，總額可能不等於100%。

重要聲明：

於2020年4月1日之前基金由Andrew Swan及Gordon Fraser管理。

除特別註明外，所有資料截至2026年03月10日。

除特別註明外，所有資料截至月底。資料來源：貝萊德及晨星。表現截至月底為止，以股份類別貨幣按資產淨值比資產淨值基礎計算，將收入再作投資。股份類別表現數據的計算已扣除費用。上述基金表現僅作參考之用，並不構成要約或邀請任何人士投資於任何貝萊德基金，亦非因任何有關要約而擬備。貝萊德全球基金是盧森堡的開放式投資公司，僅可於若干司法管轄區發售。不得於美國境內或向美國人發售貝萊德全球基金。不得於美國發佈有關貝萊德全球基金的产品資料。投資涉及風險。過往業績並不代表將來的表現，基金價格及其收益可升可跌，並不能保證。投資價值亦可能受到匯率影響。投資者可能無法取回原本投資金額。個別股票價格並不代表本基金的回報。投資收益以基金股份類別交易貨幣計算，可能是海外貨幣。如是，以美元／港元作出投資的投資者，需承受美元／港元／海外貨幣兌換率的波動的風險。香港投資者欲知有關詳情，請參考貝萊德全球基金的銷售文件，包括風險成份。此資料之發行人：貝萊德資產管理北亞有限公司。此資料及貝萊德網站 (www.blackrock.com/hk) 並未被香港證券及期貨事務監察委員會所審閱。貝萊德是BlackRock, Inc.的註冊商標。

© 2026 BlackRock, Inc. 或其附屬公司版權所有。BLACKROCK乃BlackRock, Inc., 或其附屬公司的註冊商標。任何其他商標歸屬於其各自的所有人。

聯絡我們

For HK: +852 3903 2688 • www.blackrock.com/hk • clientservice.asiapac@blackrock.com

BlackRock Global Funds – Emerging Markets Fund

April 2025

BlackRock Asset Management North Asia Limited 貝萊德資產管理北亞有限公司

<p><i>This statement provides you with key information about this product</i> <i>This statement is a part of the offering document</i> <i>You should not invest in this product based on this statement alone</i></p>			
Quick facts			
Management Company:	BlackRock (Luxembourg) S.A.		
Investment Adviser(s) and/or Sub-Adviser(s):	<p>Internal delegation to one or more Investment Adviser(s) and/or Sub-Adviser(s) as described in “The Investment Advisers and Sub-Advisers” section of the Information For Residents of Hong Kong*</p> <p><i>* Details of the relevant Investment Adviser(s) and Sub-Adviser(s) responsible for the Fund will be listed in the interim report and annual report and will be available from the Hong Kong Representative upon request.</i></p>		
Depository:	The Bank of New York Mellon SA/NV, Luxembourg Branch		
Ongoing charges over a year:	Class A2	CZK	1.87%
	Class A2	EUR	1.87%
	Class A2	EUR Hedged	1.87%
	Class A2	USD	1.87%
	Class A4	EUR	1.87%
	Class A4	USD	1.87%
	Class C2	EUR	3.12%
	Class C2	USD	3.12%
	Class D2	EUR	1.12%
	Class D2	EUR Hedged	1.12%
	Class D2	USD	1.12%
	<p>The ongoing charges figure for a class is based on the costs and expenses of that class with reference to the annual report of the Fund for the year ended 31 August 2024.</p> <p>The figure may vary from year to year.</p>		
Dealing frequency:	Daily	Financial year end:	31 August
Base currency:	USD		
Dividend policy: (Class A, C and D as at the above date)	<p>Non-Distributing Shares: No dividends will be declared or paid</p> <ul style="list-style-type: none"> ▶ A2, C2, D2 <p>Distributing Shares: Dividends, if declared will be paid in cash or reinvested</p> <ul style="list-style-type: none"> ▶ Yearly: A4 <p>All declared dividends result in an immediate decrease in the Fund’s net asset values per share on ex-date, whether paid in cash or reinvested.</p>		

Minimum investment:	US\$5,000 initial, US\$1,000 additional for Class A and C Shares US\$100,000 initial, US\$1,000 additional for Class D Shares
What is this product?	
Emerging Markets Fund (the “Fund”) is a sub-fund of BlackRock Global Funds (“BGF”), an open-ended investment company incorporated in Luxembourg. Its home regulator is the Commission de Surveillance du Secteur Financier (CSSF).	
Objectives and Investment Strategy	
To maximise total return by investing at least 70% of the Fund’s total assets in the stocks of companies based in, or with the majority of their business in, emerging markets (such as Brazil, South Africa and South Korea).	
Subject to applicable regulatory restrictions and internal guidelines, the remaining 30% may be invested in financial instruments of companies or issuers of any size in any sector of the economy globally such as equity securities consistent with the Fund’s objective and cash.	
The Fund’s expected total maximum investment in debt instruments with loss-absorption features, including but not limited to contingent convertible bonds, will be less than 30% of its net asset value. These instruments may be subject to contingent write-down or contingent conversion to ordinary shares on the occurrence of trigger event(s).	
The Fund may use derivatives for hedging, efficient portfolio management and investment purposes.	
Use of Derivatives/Investment in Derivatives	
The Fund’s net derivative exposure may be up to 50% of the Fund’s net asset value.	
What are the key risks?	
Investment involves risks. Please refer to the offering document for details including the risk factors.	
1. Investment Risks	The Fund is an investment fund. The Fund’s investment portfolio may fall in value due to any of the risk factors below and therefore your investment in the Fund may suffer losses. There is no guarantee of the repayment of principal.
2. Emerging Market Risks	Investment in emerging markets may be subject to a higher than average volatility than more developed markets due to greater political, tax, sustainability related, economic, social, and foreign exchange risks. The size and trading volume of securities markets in emerging markets may be substantially smaller than developed markets. This may subject the Fund to higher liquidity and volatility risks. Custody and registration of assets in emerging markets may be less reliable than in developed markets, which may subject the Fund to higher settlement risk. The Fund may be subject to higher regulatory risks due to low level of regulation, enforcement of regulations and monitoring of investors’ activities in emerging markets.
3. Equity Risk	The values of equities fluctuate daily and a Fund investing in equities could incur significant losses. The price of equities can be influenced by many factors at the individual company level, as well as by broader economic and political developments, including changes in investment sentiment, trends in economic growth, inflation and interest rates, issuer-specific factors, corporate earnings reports, demographic trends and catastrophic events.

4. Currency Risks

The Fund may invest in assets denominated in a currency other than the base currency of the Fund. Also, a class of shares may be designated in a currency other than the base currency of the Fund. Changes in exchange rates between such currency and the base currency and changes in exchange rate controls may adversely affect the value of the Fund’s assets.

5. Derivatives Risks

In an adverse situation, if the use of derivatives for hedging and efficient portfolio management becomes ineffective, the Fund may suffer significant losses.

6. Foreign Investments Restrictions Risks

Some countries prohibit or restrict investment, or the repatriation of income, capital or the proceeds from sale of securities. The Fund may incur higher costs investing in these countries. Such restrictions may delay the investment or repatriation of capital of the Fund.

7. Small Cap Companies Risks

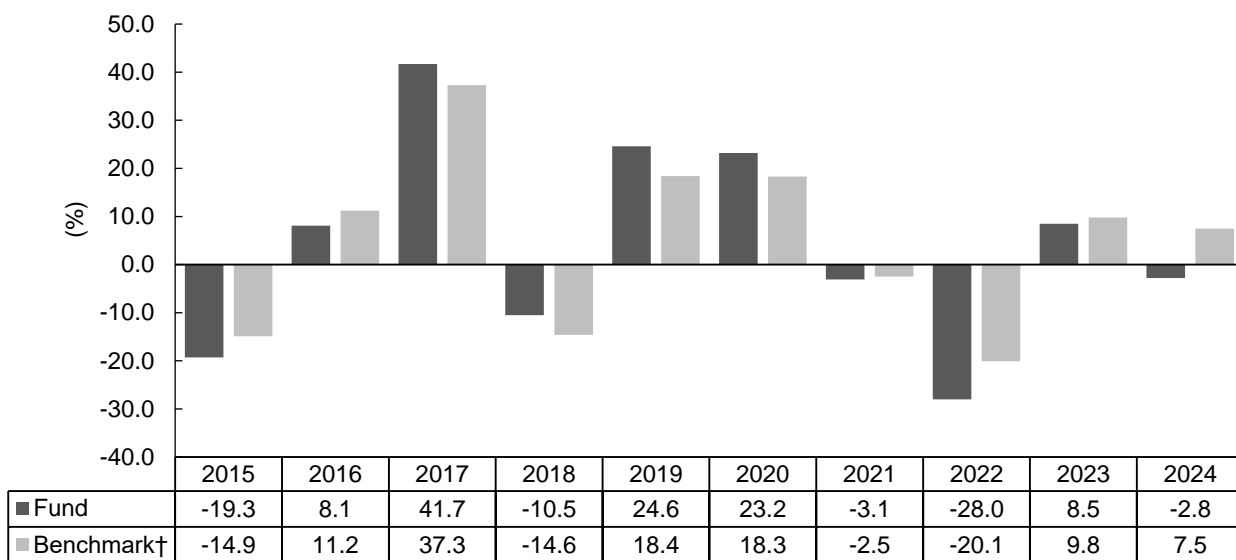
Many small company stocks trade less frequently and in smaller volume, and may be subject to more abrupt or erratic price movements than stocks of large companies. The securities of small companies may also be more sensitive to market changes than the securities of large companies.

8. Liquidity Risks

The size and trading volume of securities in the markets relevant to the Fund may be substantially smaller than developed markets. This may lead to investments in such securities becoming less liquid, making it difficult to dispose of them which may reduce the Fund’s returns/lead to losses for investors.

How has the fund performed?

Historic performance to 31 December 2024



Notes:

Past performance information is not indicative of future performance. You may not get back the full amount invested. The computation of the performance is based on the calendar year end, NAV-To-NAV, with dividend reinvested expressed as a % change. These figures show by how much the share class increased or decreased in value during the calendar year shown. Performance data has been calculated in USD, including ongoing charges and taxes and excluding subscription and redemption fees, if applicable. The past performance information reflects the performance of the A2 base currency share class which the Investment Adviser views as the most appropriate representative share class. Please refer to the website www.blackrock.com/hk for performance information regarding other share classes. This website has not been reviewed by the SFC.

† The benchmark of the Fund is MSCI Emerging Markets Index.

Fund launch date: 1993
Share class launch date: 1993

Is there any guarantee?

This Fund does not have any guarantees. You may not get back the full amount of money you invest.

What are the fees and charges?**Charges which may be payable by you**

You may have to pay the following fees when dealing in the shares of the Fund:

Fee	What you pay
Subscription Fee (Initial Charge)	Class A and Class D Shares: up to 5% of the price of shares Class C Shares: Nil
Switching Fee (Conversion Charge)	Nil [^] , except a delayed Initial Charge of up to 5% of the price of Class A or Class D Shares may be payable upon switching newly acquired Shares in a Reserve Fund into this Fund
Redemption Fee	Nil [^]
Contingent Deferred Sales Charge	Class A and Class D Shares: Nil Class C Shares: 1% of the lower of the original investment amount or redemption proceeds if the Shares are held for less than one year

[^] A 2% charge on redemptions/conversions may be levied where excessive trading by a shareholder is suspected.

Ongoing fees payable by the Fund

The following expenses paid by the Fund affect you because they reduce the return on your investments:

Fee	Annual rate
Management Fee	1.50% of the net asset value of the relevant Class A and Class C Shares respectively* 0.75% of the net asset value of the relevant Class D Shares*
Depository Fees[#]	Safekeeping fees: 0.001% to 0.45% of the value of the securities Transactional fees: US\$3 to US\$108 per transaction
Performance Fee	Nil
Annual Service Charge	Up to 0.25% of the net asset value of the relevant share class*
Distribution Fee	Class A and Class D Shares: Nil Class C Shares: 1.25% of the net asset value of the relevant share class

* May be increased to a combined 2.25% maximum upon giving three months' prior notice to shareholders

[#] Subject to change without prior notice (for fee changes below the disclosed upper limit)

Other fees

You may have to pay other fees and charges when dealing in the shares of the Fund.

Additional Information

- ▶ You generally buy and redeem shares at the Fund's next-determined price as long as the Hong Kong Representative or the Transfer Agent receives your request in good order before the 6:00p.m. cut-off (HK time). Please check whether your distributor has an internal cut-off time which is earlier than this.
- ▶ The net asset value of the Fund is calculated daily. Prices of shares are published each business day on www.blackrock.com/hk. This website has not been reviewed by the SFC.
- ▶ The updated list of currently available shares is available from the Hong Kong Representative.

Important

If you are in doubt, you should seek professional advice.

The SFC takes no responsibility for the contents of this statement and makes no representation as to its accuracy or completeness.

貝萊德全球基金—新興市場基金

2025年4月

貝萊德資產管理北亞有限公司 BlackRock Asset Management North Asia Limited

本概要向閣下提供有關本產品的重要資料
本概要是銷售文件的一部份
閣下不應單憑本概要投資於本產品

資料便覽

管理公司：	BlackRock (Luxembourg) S.A.		
投資顧問及 / 或副顧問：	<p>內部委託予致香港居民的資料中「投資顧問及副顧問」一節所述的一名或多名投資顧問及 / 或副顧問*</p> <p>* 有關負責本基金的相關投資顧問及副顧問的詳情，將載列於中期報告及年報，並可向香港代表索取。</p>		
存管處：	The Bank of New York Mellon SA/NV, Luxembourg Branch		
全年經常性開支比率：	A2 類	捷克克朗	1.87%
	A2 類	歐元	1.87%
	A2 類	歐元對沖	1.87%
	A2 類	美元	1.87%
	A4 類	歐元	1.87%
	A4 類	美元	1.87%
	C2 類	歐元	3.12%
	C2 類	美元	3.12%
	D2 類	歐元	1.12%
	D2 類	歐元對沖	1.12%
	D2 類	美元	1.12%
	<p>某類別經常性開支比率數字乃參考本基金截至 2024 年 8 月 31 日止年度的年報，根據該類別的成本及開支而計算。</p> <p>有關數字每年均可能有所變動。</p>		
交易頻密程度：	每日	財政年度終結日：	8月31日
基本貨幣：	美元		
股息政策： (至上述日期為止，A類、C類及D類股份)	<p>非派息股份：將不宣派或支付股息</p> <p>▶ A2、C2、D2</p> <p>派息股份：如宣派股息，將以現金支付或再投資</p> <p>▶ 每年：A4</p> <p>所有宣派股息，不論是以現金派付或再投資，均會導致本基金於除息日的每股資產淨值立即減少。</p>		
最低投資額：	<p>A類及C類股份：首次5,000美元，其後1,000美元</p> <p>D類股份：首次100,000美元，其後1,000美元</p>		

本基金是甚麼產品？

新興市場基金（「**本基金**」）是貝萊德全球基金（「**BGF**」）的子基金，而BGF是一家開放式投資公司，在盧森堡註冊成立，其註冊地監管機構為盧森堡金融業監管委員會(Commission de Surveillance du Secteur Financier) (CSSF)。

目標及投資策略

以盡量提高總回報為目標。本基金將至少70%的總資產投資於在新興市場（例如巴西、南非及南韓）註冊或從事其大部份業務的公司之股票。

在遵守適用的監管限制及內部指引下，餘下的30%資產可投資於全球經濟體系任何行業任何規模的公司或發行人所發行的金融工具，例如符合本基金目標的股本證券及現金。

預期本基金在具吸收虧損特點的債務工具（包括但不限於或然可換股債券）的最大總投資為少於其資產淨值的30%。此等工具可能須在發生觸發事件時應急沖銷或應急轉換為普通股。

本基金可使用衍生工具進行對沖、有效投資組合管理及作投資用途。

衍生工具的使用 / 投資於衍生工具

本基金的衍生工具風險承擔淨額以本基金資產淨值的50%為限。

本基金有哪些主要風險？

投資涉及風險。請參閱銷售文件以了解風險因素等詳情。

1. 投資風險

本基金是一項投資基金。本基金的投資組合的價值可能會因以下任何風險因素而下跌，因此閣下在本基金的投資或會蒙受虧損。不保證可獲付還本金。

2. 新興市場風險

投資於新興市場或會由於政治、稅務、可持續性相關、經濟、社會及外匯風險較大，以致其波動性會高於在發展較成熟的市場投資的一般水平。

新興市場的證券市場規模及交投量遠低於已發展市場，或會使本基金承受較高的流動性及波動性風險。

新興市場的資產保管及登記的可靠程度不及已發展市場，本基金或須承受較高的結算風險。

由於新興市場的監管、法規的執行及對投資者活動的監控程度較低，本基金或須承受較高的監管風險。

3. 股票風險

股票價值每日波動，投資於股票的基金可能招致重大虧損。股票的價格受個別公司層面的眾多因素，以及政治經濟發展等廣義因素所影響，包括投資情緒的變化、經濟增長、通貨膨脹及利率的走勢、與發行人有關的特定因素、公司業績報告、人口趨勢及災難事故。

4. 貨幣風險

本基金可投資於以本基金基本貨幣以外的貨幣計值的資產。此外，某股份類別的指定貨幣可能為本基金基本貨幣以外的貨幣。該貨幣與基本貨幣之間匯率的變動及匯率管制的變更或會對本基金的資產價值造成不利的影響。

5. 衍生工具風險

在不利的情况下，本基金如為進行對沖及有效投資組合管理而使用衍生工具時未能發揮效用，可能蒙受巨額損失。

6. 對外資限制的風險

部份國家禁止或限制投資，或將收入、資本或出售證券所得收益匯返本國。本基金投資於此等國家可

能招致較高成本。該等限制或會延誤本基金的投資或資本調回。

7. 小型公司風險

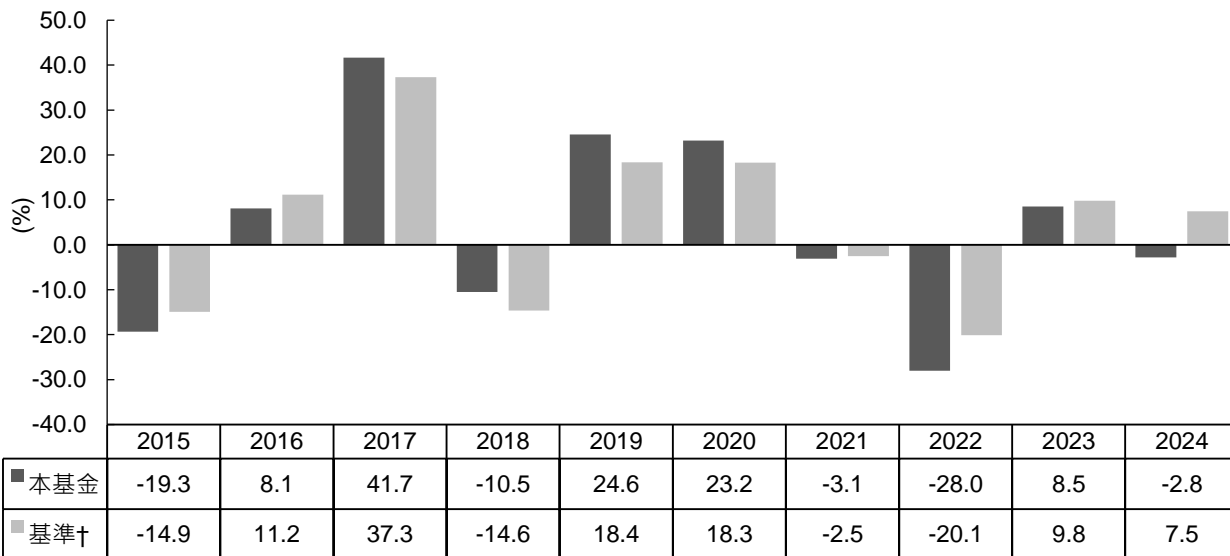
很多小型公司的股票交投較為淡靜、成交量較低，而且可能較大型公司的股票出現較多突然或反常的價格變動。小型公司的證券也可能較大型公司的證券更易受市況轉變所影響。

8. 流動性風險

與本基金相關市場證券的規模和交投量或會遠少於已發展市場，這或會導致該等證券投資的流動性減低，難以出售，可能降低本基金的回報/導致投資者虧損。

本基金過往的業績表現如何？

直至2024年12月31日的過往業績表現



附註：

往績並非預測日後業績表現的指標。投資者未必能取回全部投資本金。本基金業績表現以曆年末的資產淨值作為比較基礎，股息會滾存再作投資，並以百分比變動表示。上述數據顯示股份類別總值在有關曆年內的升跌幅度。業績表現以美元計算，當中反映出本基金的持續費用及稅項，但不包括認購費及贖回費（如適用）。往績反映A2基本貨幣股份類別的業績表現，此股份類別為投資顧問認為最適當及具代表性的股份類別。有關其他股份類別的業績表現資料，請參閱網站www.blackrock.com/hk。此網站並未經證監會審閱。

† 本基金的基準為摩根士丹利新興市場指數（MSCI Emerging Markets Index）。

本基金發行日：1993

股份類別發行日：1993

本基金有否提供保證？

本基金並不提供任何保證。閣下未必能全數取回所投資的款項。

本基金涉及哪些費用及收費？

閣下或須支付的收費

閣下買賣本基金的股份時或須支付以下費用：

費用	閣下所付金額
認購費 (首次收費)	A類及D類股份：最高為股份價格的5% C類股份：無
轉換費 (轉換收費)	無 [^] ，惟從新購入貨幣基金股份轉換為本基金時，或須支付一項最高達A類或D類股份價格5%的延遲首次收費
贖回費	無 [^]
或然遞延銷售費	A類及D類股份：無 C類股份：如股份持有少於一年，將被扣除最初投資金額或贖回所得款項中的較低者的1%

[^] 若股東被懷疑進行過度交易，或須就贖回/轉換收取2%費用。

本基金須持續支付的費用

以下開支將由本基金支付，閣下的投資回報將會因而減少：

費用	年率
管理費	分別為有關A類及C類股份資產淨值的1.50%* 有關D類股份資產淨值的0.75%*
存管處費用 [#]	保管費：證券價值的0.001%至0.45% 交易費用：每項交易3美元至108美元
表現費	無
服務年費	最高達有關股份類別資產淨值的0.25%*
分銷費	A類及D類股份：無 C類股份：有關股份類別資產淨值的1.25%

* 可藉給予股東三個月的事先通知而將最高綜合總額提高至2.25%

[#] 可更改而不給予事先通知（就費用更改低於披露上限而言）

其他費用

閣下買賣本基金的股份時或須支付其他費用及收費。

其他資料

- ▶ 於香港代表或過戶代理人於下午6時正（香港時間）截止時間之前收妥閣下的要求後，閣下一般可按本基金隨後釐定的價格購買及贖回股份。請確認閣下的分銷商是否定有一個較此時限為早的內部截止時間。
- ▶ 本基金的資產淨值每日計算。股份價格於每個營業日在www.blackrock.com/hk登載。此網址並未經證監會審閱。
- ▶ 現時可供認購的最新股份名單可向香港代表索取。

重要提示

閣下如有疑問，應諮詢專業意見。

證監會對本概要的內容並不承擔任何責任，對其準確性或完整性亦不作出任何陳述。