

Fidelity Funds – US High Yield Fund
富達基金 - 美元高收益基金

31 October 2025 年10月31日

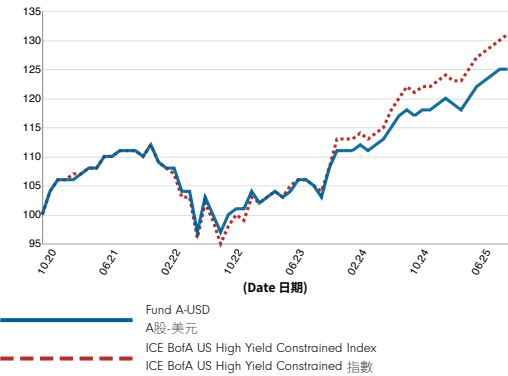
- This fund invests primarily in high-yielding, lower quality securities of issuers in US.
- The fund is subject to risk to capital and income, foreign currency risk, concentration risk, Chinese Renminbi currency and conversion risk and risks associated with debt securities, including Credit / Counterparty, Interest Rate, Downgrading, Valuation and Credit Rating Risk. The fund may invest in debt securities rated below investment grade or unrated securities which are subject to lower liquidity, higher volatility, heightened risk of default and loss of principal and interest than higher-rated/lower yielding debt securities. Although the fund will generally invest in income-producing securities, it is not guaranteed that all underlying investments will generate income. Higher yields generally mean that there will be increased potential for capital appreciation and / or depreciation for fixed income securities.
- The fund may invest in instruments with loss-absorption features which are subject to greater capital risks, liquidity, valuation and sector concentration risk. The fund may invest in CoCos, which are highly complex and are of high risk. CoCos are a form of hybrid debt security with loss-absorption features that are intended to either convert into equity shares of the issuer or have their principal written down upon the occurrence of certain 'triggers'. The fund may also invest in senior non-preferred debts, which may be subject to write-down upon the occurrence of a trigger event and may result in total loss of principal invested.
- The use of ESG criteria may affect the fund's investment performance and may result in a return unfavorably to similar products without such focus. The ESG characteristics of securities may change over time, which may require the Investment Manager disposing of such securities when it might be disadvantageous to do so, which may lead to a fall in the fund's value. Evaluation of sustainable characteristics of the securities may involve the Investment Manager's subjective judgment, which is subject to a risk that the fund could have indirect exposure to issuers who do not meet the relevant characteristics, and such characteristics of a security can change over time.
- The fund's net derivative exposure may be up to 50% of its NAV, the use of derivatives may involve liquidity risk, counterparty credit risk, volatility risk, valuations risks and over-the-counter transaction risk, at times. Exposure to financial derivative instruments and its leverage element may lead to a high risk of significant loss by the fund.
- For dividend of certain share classes, payment of dividends out of capital and/or effectively out of capital amounts to a return or withdrawal of part of an investor's original investment or from any capital gains attributable to that original investment. Any such distributions may result in an immediate reduction of the NAV per share/ unit. For the hedged share class, the distribution amount and NAV of such share class may be adversely affected by differences in the interest rates of the reference currency of the hedged share class and the fund's base currency, resulting in more distribution that is paid out of capital and hence a greater erosion of capital than non-hedged share classes.
- Investors may suffer substantial loss of their investments in the fund. Investor should not invest in the fund solely based on the information provided in this document and should read the offering documents, including Product Key Facts (including the risk factors) for details.
- 本基金主要投資於在美國公司所發行的高收益但質素較低之證券。
- 基金可能涉及資本及收益的風險、外幣風險、集中度風險、人民幣貨幣及匯兌風險及與債務證券有關的風險，包括信貸／交易對手、利率、評級下調、估值及信貸評級風險。基金可能投資於未達投資級別債務證券或未獲評級證券。與較高評級／收益率較低的債務證券比較，須承受較低流動性、較大波動，以及較高的違約及損失本金和利息的風險。雖然基金一般將投資於收益性股票證券，但不保證所有相關投資均能締造收益。收益較高一般意味著定息證券的資本增值及／或貶值潛力將增加。
- 基金可投資於具有損失吸收特點的投資工具而須承受較大的資本風險、流動性、估值和集中行業投資風險。基金可投資於CoCos，有關證券高度複雜，而且風險高。CoCos是一種具有損失吸收特點的混合債務證券，旨在於一旦發生若干「觸發事件」，把證券轉換為發行機構股份，或撇減其本金。基金亦可投資於主順位非優先受償債務，可能面對撇減，這可能會導致完全失去所投資的本金。
- 使用ESG準則可能會影響基金的投資表現，並可能導致回報遜於不設該焦點的類似產品。證券的ESG特徵可能會隨著時間而改變，投資經理可能須被迫在不利時機出售該等證券，導致基金的價值下跌。評估證券的可持續發展特徵及證券選擇可能涉及投資經理的主觀判斷。基金可能間接投資於不符合相關可持續發展特徵的發行機構的風險，而且證券的可持續發展特徵可隨時間而改變。
- 基金的衍生工具風險承擔淨額最高為其資產淨值的50%。偶爾使用衍生工具可能會引發流動性風險、交易對手信貸風險、波幅風險、估值風險及場外交易市場交易風險。投資於金融衍生工具及其槓桿元素可能導致基金須承受錄得重大損失的高風險。
- 若干股份類別的股息可從資本中及／或實際上從資本中撥付股息即代表投資者獲付還或提取原有投資本金的部份金額，或從原有投資應佔的任何資本收益中獲付還或提取金額。任何該等分派可能導致每股／每單位資產淨值即時減少。就對沖股份類別，其報價貨幣與基金的基本貨幣之間的利率差異，可能會為對沖股份類別的分派金額及資產淨值帶來負面影響，導致較多從資本中撥付的分派金額，進而令資本流失的程度高於其他非對沖股份類別。
- 您在本基金的投資有可能大幅虧損。投資者應該參閱基金之銷售文件，包括產品資料概要(包括風險因素)，而不應只根據這文件內的資料而作出投資。

Fund Details 基金資料

Fund Manager 基金經理	Peter Khan Olivier Simon-Vermot
Reference Currency 報價貨幣	USD 美元
Fund Size 基金資產值	US\$2,640m (百萬元)
Max. Sales Charge 最高認購費	3.5%
Annual Management Fee 每年管理費	1.00%
Min. Subscription 最低認購金額	USD2,500 or HKD eqv 2,500美元或港元等值
Fidelity Fund Code 富達基金代號	1012

Fund Performance (rebased to 100)

基金表現 (重訂基數至 100)



Performance is shown for the last 5 years (or since launch for funds launched within that period), rebased to 100. 列示最近 5 年表現 (或最近 5 年內推出之基金之自推出以來表現)，重訂基數至100。

Index 指數

Market Index: ICE BofA US High Yield Constrained Index
ICE BofA US High Yield Constrained 指數
The index has been renamed from ICE BofAML US High Yield Constrained Index to ICE BofA US High Yield Constrained Index with effective from 1 Jan 2020. Prior to 1 Apr 06, the index was ML US High Yield Master II Index.
由2020年1月1日起，指數已由ICE 美銀美林美元高收益限制指數改名為ICE BofA US High Yield Constrained 指數。2006年4月1日以前為美林美國總高收益II指數為比較指數。
Index is for comparative purpose only. 指數只用作為比較用途。

Investment Objective 投資目標

The fund aims to achieve capital growth over time and provide a high level of income. The fund invests at least 70% of its assets, in high yielding below investment grade debt securities of issuers that do most of their business in the United States. These securities will be subject to high risk and will not be required to meet a minimum rating standard and may not be rated for creditworthiness by an internationally recognised rating agency. The fund may also invest in money market instruments on an ancillary basis. The fund's exposure to distressed securities is limited to 10% of its assets.
基金旨在隨時間推移實現資本增長並提供高收益。基金將最少70%的資產投資於在美國進行大部份業務之發行機構的未達投資級別的高收益債務證券。該等證券屬高風險，將不需要符合最低評級標準，及未必會獲任何國際認可評級機構就信譽給予評級。基金亦可在輔助基礎上投資於貨幣市場工具。基金對受壓證券的投資比重以其資產的10%為限。

Cumulative Performance 累積表現 (%)

	YTD 年初至今	3 mth 3 個月	6 mth 6 個月	1 yr 1 年	3 yr 3 年	5 yr 5 年	Since Launch 自推出以來
A-USD A股-美元	6.2	2.2	6.6	6.9	26.0	25.4	303.5
A-MINCOME(G)-USD A股-每月特色派息(G)-美元	6.1	2.2	6.5	6.8	25.9	25.4	68.9
A-MINCOME-HKD A股-每月特色派息-港元	6.2	1.2	6.8	6.8	24.6	25.6	115.1
A-MCDIST(G)-RMB (H) A股-C每月派息(G)-人民幣(對沖)	4.1	1.5	5.0	4.4	-	-	8.1
A-MCDIST(G)-JPY (H) A股-C每月派息(G)-日圓(對沖)	2.7	1.2	4.5	2.6	-	-	2.4
Index 指數	7.3	2.2	6.3	8.0	33.2	30.6	405.7

Source: Fidelity, NAV-NAV basis, in respective currencies with dividends re-invested. Index performance (if any) is calculated in the currency of the first share class listed in the table.
資料來源：富達，以資產淨值及各自貨幣計算，並假設股息盈利再作投資。指數表現 (如有) 以表內列示第一項股份類別之貨幣計算。

Calendar Year Performance 曆年表現 (%)

	2020	2021	2022	2023	2024
A-USD A股-美元	3.4	5.8	-9.6	10.3	6.1
A-MINCOME(G)-USD A股-每月特色派息(G)-美元	3.4	5.8	-9.7	10.4	6.1
A-MINCOME-HKD A股-每月特色派息-港元	2.9	6.4	-9.6	10.5	5.5
A-MCDIST(G)-RMB (H) A股-C每月派息(G)-人民幣(對沖)	-	-	-	-	-
A-MCDIST(G)-JPY (H) A股-C每月派息(G)-日圓(對沖)	-	-	-	-	-
Index 指數	6.1	5.3	-11.2	13.5	8.2

Source: Fidelity, NAV-NAV basis, in respective currencies with dividends re-invested. Index performance (if any) is calculated in the currency of the first share class listed in the table.
資料來源：富達，以資產淨值及各自貨幣計算，並假設股息盈利再作投資。指數表現 (如有) 以表內列示第一項股份類別之貨幣計算。
Fund performance (A-MCDIST(G)-RMB (H)) from launch date 10.04.24 to the launch year end was 3.8%. Fund performance (A-MCDIST(G)-JPY (H)) from launch date 28.08.24 to the launch year end was -0.3%.
由2024年4月10日推出日至該年年底的基金成績(A股-C每月派息(G)-人民幣(對沖))為3.8%。由2024年8月28日推出日至該年年底的基金成績(A股-C每月派息(G)-日圓(對沖))為-0.3%。

Fidelity Funds – US High Yield Fund
富達基金 – 美元高收益基金

31 October 2025 年10月31日

Measures 衡量指標

Table with 3 columns: Measure, Fund, Index. Rows include Annualised Volatility (3 years), Beta (3 years), Sharpe Ratio (3 years), Yield to Maturity, Running Yield, Effective Duration, Average Credit Rating, Asset Type - Investment grade credit (ex-treasury), Asset Type - High yield bond (%).

Top 10 Holdings 10大公司或債券持倉 (%)

Table with 3 columns: Holding, Fund, Index. Rows include UST BILLS 0% 11/25/25, UST BILLS 0% 12/04/25, ECHOSTAR CORP PIK VAR 11/30/30, WINDSTREAM 8.25% 10/01/31 144A, VENTURE 9.875% 02/01/32 144A, CARNIVAL CORP 6.125% 2/33 144A, ROCKETMTGE CO 3.875% 3/31 144A, DISH NETW 11.75% 11/15/27 144A, ALLIANT HLDG/CO 7% 1/31 144A, ALLIED UNIVER 7.875% 2/31 144A.

Dividend 派息

Table with 4 columns: Share Class, Dividend per Unit, Annualised distributions, Ex-Dividend Date. Rows include A-MCDIST(G)-HKD, A-MCDIST(G)-JPY (H), A-MCDIST(G)-RMB (H), A-MCDIST(G)-USD, A-MINCOME(G)-USD, A-MINCOME-HKD, A-MINCOME-USD, A-MDIST-AUD (H), A-MDIST-USD, A-USD.

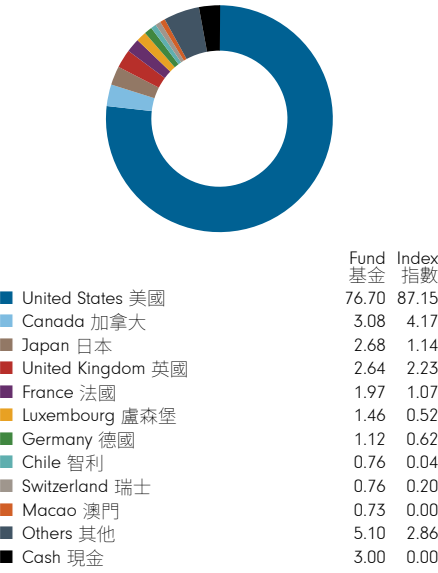
(#) Annualised distributions = [(1+dividend per share/ex-dividend NAV)*distribution frequency]-1. Annualised distributions are for indicative purpose only, which may be higher or lower than the actual annual dividend distributions. Dividend rate of the fund does not represent the return of the fund, and past dividend rate does not represent future dividend rate. Distribution amount is not guaranteed. Please see www.fidelity.com.hk for full details of dividend information of all applicable share classes. 年度化分派率 = [(1+每股股息 / 除息日資產淨值) ^ 每年派息次數]-1。年度化分派率僅供說明用途，其可能高於或低過實際全年股息分派率。基金的股息率並不代表基金的回報，過去的股息率亦不代表將來的股息率。派息金額並不獲保證。請瀏覽 www.fidelity.com.hk 參閱所有相關股份類別的派息資料。

Share Class Details & Codes 股份類別資料及代碼

Table with 6 columns: Share Class, Launch Date, NAV, Bloomberg Ticker, ISIN. Rows include A-USD A股-美元, A-MINCOME(G)-USD, A-MINCOME-HKD, A-MCDIST(G)-RMB (H), A-MCDIST(G)-JPY (H), A-ACC-EUR, A-ACC-EUR (H), A-ACC-USD, A-MCDIST(G)-HKD, A-MCDIST(G)-USD, A-MINCOME-USD, A-MDIST-AUD (H), A-MDIST-USD.

A: distributing share class. A-ACC: accumulating share class. A-ACC(H): accumulating hedged share class. A-MDIST: monthly distributing share class, available to selected intermediaries only. A-MDIST(H): monthly distributing hedged share class. A-MINCOME(G): monthly gross income share class. A-MINCOME: monthly income share class. A-MCDIST(G): monthly gross income and capital distributing share class. Distribution amount not guaranteed. A股：派息股份類別。A股-累積：累積股份類別。A股-累積(對沖)：累積(對沖)股份類別。A股-每月派息：每月派息股份類別，只可透過指定的中介人認購。A股-每月派息(H)：每月派息(對沖)股份類別。A股-每月特色派息(G)：每月總收益特色派息股份類別。A股-每月特色派息：每月特色派息股份類別。A股-C每月派息(G)：每月總收益及資本派息股份類別。派息金額並不獲保證。

Geographic Exposure 地區分佈 (%)

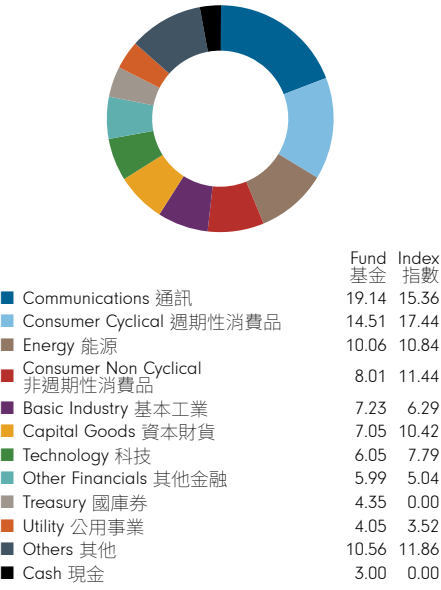


Credit Rating Exposure 信用評級分佈 (%)

Table with 3 columns: Credit Rating, Fund, Index. Rows include AAA/Aaa, AA/Aa, A, BBB/Baa, BB/Ba, B, CCC and Below, Other, Cash, Total.

Other includes bonds that are not rated, interest rate derivatives, FX / derivative P&L, and rounding adjustment. 其他包括沒有評級之債券、利率衍生工具、外匯/衍生工具損益及四捨五入調整。

Sector Exposure 行業分佈 (%)



Currency Exposure 貨幣投資分佈 (%)

Table with 3 columns: Currency, Fund, Index. Rows include USD, EUR, CAD, JPY, GBP, Total.

Fidelity Funds – US High Yield Fund
富達基金 – 美元高收益基金

31 October 2025 年10月31日

Annual report
年度報告



Semi-Annual report
半年度報告



Prospectus
認購章程



Product Key Facts
產品資料概要



Fund announcements
基金通告



Geographic exposure basis is domicile of issuer. Running Yield describes the income investors get from their portfolio as a percentage of market value of the securities and does not include the impact of fees. Effective Duration takes into account all investments in the fund, including derivatives. Average Credit Rating takes into account all investments in the fund, including derivatives. The weight assigned to each issue is equal to its market value weight. The credit rating table excludes derivatives. Currency exposure is after hedging. 地區分佈根據發行商的註冊地分類。現時收益率為投資者所得收入與其投資組合市值之百分比比較。現時收益率並未反映收費之影響。有效存續期涵蓋基金中的所有投資(包括衍生工具)。平均信用評級分佈涵蓋基金中的所有投資(包括衍生工具)，並以各自市值作為比重計算。信用評級分佈並不包括衍生工具。貨幣投資分佈以對沖後的貨幣作準。

(†) Volatility measures are not calculated for funds which are less than 3 years old. 成立不足三年的基金之波幅不會被計算。

△ Fidelity Funds - US High Yield Fund A-USD. From Refinitiv Lipper Awards, ©2023 Refinitiv. All rights reserved. Used by permission and protected by the Copyright Laws of the United States. The printing, copying, redistribution, or retransmission of this Content without express written permission is prohibited. Awards reflect performance from 01/01/2013 to 31/12/2022. 富達基金 – 美元高收益基金A類別股份 – 美元。獎項源自理柏基金獎©2023 Refinitiv。版權所有。經許可才能使用，受到美國的版權法保障。禁止在未經書面許可的情況下刊印、複製、再度派發或再轉傳本內容。以上獎項乃反映表現由01/01/2013 至31/12/2022。

This material is issued by FIL Investment Management (Hong Kong) Limited and it has not been reviewed by the Securities and Futures Commission (“SFC”). Investors are reminded of concentration risks and volatility associated with sector funds. Investment involves risks. Past performance is not indicative of future performance. Please refer to the Fidelity Prospectus for Hong Kong Investors and Product Key Facts for further details (including the risk factors). If investment returns are not denominated in HKD or USD, US/HK dollar-based investors will be exposed to exchange rate fluctuations. Fidelity, Fidelity International, the Fidelity International logo and F symbol are trademarks of FIL Limited.

本文件由富達基金(香港)有限公司發行。本文件未經證券及期貨事務監察委員會審核。投資者應注意行業投資所帶來的風險。投資涉及風險。基金過去的表現並不表示將來亦會有類似的業績，詳情請細閱富達香港投資者認購章程及產品資料概要(包括風險因素)。若投資收益並非以港元或美元計算，以美元/港元作出投資的投資者需承受匯率波動的風險。「富達」、「Fidelity」、「Fidelity International」、「Fidelity International」標誌及F標誌均為FIL Limited的商標。

Fidelity Funds - US High Yield Fund 富達基金 - 美元高收益基金

Aims to pay dividend on a monthly/quarterly/semi-annual/annual[^] basis. Dividend rate is not guaranteed and dividend may be paid out of capital.*
旨在每月/季/半年/年[^]派息，息率並不保證。派息可從資本中支付。*

Important Information 重要事項

■This fund invests primarily in high-yielding, lower quality securities of issuers in US.
■The fund is subject to risk to capital and income, foreign currency risk, concentration risk, Chinese Renminbi currency and conversion risk and risks associated with debt securities, including Credit / Counterparty, Interest Rate, Downgrading, Valuation and Credit Rating Risk. The fund may invest in debt securities rated below investment grade or unrated securities which are subject to lower liquidity, higher volatility, heightened risk of default and loss of principal and interest than higher-rated/lower yielding debt securities. Although the fund will generally invest in income-producing securities, it is not guaranteed that all underlying investments will generate income. Higher yields generally mean that there will be increased potential for capital appreciation and / or depreciation for fixed income securities.
■The fund may invest in instruments with loss-absorption features which are subject to greater capital risks, liquidity, valuation and sector concentration risk. The fund may invest in CoCos, which are highly complex and are of high risk. CoCos are a form of hybrid debt security with loss-absorption features that are intended to either convert into equity shares of the issuer or have their principal written down upon the occurrence of certain 'triggers'. The fund may also invest in senior non-preferred debts, which may be subject to write-down upon the occurrence of a trigger event and may result in total loss of principal invested.
■The use of ESG criteria may affect the fund's investment performance and may result in a return unfavorably to similar products without such focus. The ESG characteristics of securities may change over time, which may require the Investment Manager disposing of such securities when it might be disadvantageous to do so, which may lead to a fall in the fund's value. Evaluation of sustainable characteristics of the securities may involve the Investment Manager's subjective judgment, which is subject to a risk that the fund could have indirect exposure to issuers who do not meet the relevant characteristics, and such characteristics of a security can change over time.
■The fund's net derivative exposure may be up to 50% of its NAV, the use of derivatives may involve liquidity risk, counterparty credit risk, volatility risk, valuations risks and over-the-counter transaction risk, at times. Exposure to financial derivative instruments and its leverage element may lead to a high risk of significant loss by the fund.
■For dividend of certain share classes, payment of dividends out of capital and/or effectively out of capital amounts to a return or withdrawal of part of an investor's original investment or from any capital gains attributable to that original investment. Any such distributions may result in an immediate reduction in the NAV per share/unit. For the hedged share class, the distribution amount and NAV of such share class may be adversely affected by differences in the interest rates of the reference currency of the hedged share class and the fund's base currency, resulting in more distribution that is paid out of capital and hence a greater erosion of capital than other non-hedged share classes.
■Investors may suffer substantial loss of their investments in the fund. Investor should not invest in the fund solely based on the information provided in this document and should read the offering documents, including Product Key Facts (including the risk factors) for details.
■本基金主要投資於在美國公司所發行之高收益但質素較低之證券。
■基金可能涉及及資本及收益的風險、外幣風險、集中度風險、人民幣貨幣及匯兌風險及與債務證券有關的風險，包括信貸／交易對手、利率、評級下調、估值及信貸評級風險。基金可能投資於未達投資級別債務證券或未獲評級證券，與較高評級／收益率較低的債務證券比較，須承受較低流動性、較大波幅，以及較高的違約及損失本金和利息的風險。雖然基金一般附投資於收益性股票證券，但不保證所有相關投資均能締造收益。收益較高一般意味著定息證券的資本增值及／或貶值潛力將增加。
■基金可投資於具有損失吸收特點的投資工具而須承受較大的資本風險、流動性、估值及集中度風險。基金可投資於CoCos，有關證券高度複雜，而且風險高。CoCos是一種具有損失吸收特點的混合債務證券，旨在於一旦發生若干「觸發事件」，把證券轉換為發行機構股份，或贖回其本金。基金亦可投資於主權位非優先受償債務，可能面對攤薄，這可能會導致完全失去所投資的本金。
■使用ESG準則可能會影響基金的投资表現，並可能導致回報低於不設該焦點的類似產品。證券的ESG特徵可能會隨著時間而改變，投資經理可能被迫在不時時機出售該等證券，導致基金的價值下跌。評估證券的可持續發展特徵及證券選擇可能涉及投資經理的主觀判斷。基金可能因視投資於不符合相關可持續發展特徵的發行機構而面臨風險，而且證券的可持續發展特徵可隨時時間而改變。
■基金所衍生工具風險淨敞口最高為其資產淨值的50%，有關衍生工具可能引致流動性風險、交易對手信貸風險、波幅風險、估值風險及場外交易市場交易風險。投資於金融衍生工具及其補償元素可能導致基金承受登錄得重大損失的高風險。
■若干股份類別的股息可從資本中支付，或實際上從資本中撥付股息即代表投資者獲付還或提取原有投資本金的部份金額，或從所有投資應佔的任何資本收益中撥付還或提取金額。任何該等分派可能導致每股／每單位資產淨值即時減少，就對沖股份類別，其報價貨幣與基金的資本貨幣之間的利率差異，可能會為對沖股份類別的分派金額及資產淨值帶來負面影響，導致較多從資本中撥付的分派金額，進而令資本流失的程度高於其他非對沖股份類別。
■您在基金的投资有可能大幅虧損。投資者應該參閱基金之銷售文件，包括產品資料概要(包括風險因素)，而不應只根據這文件內的資料而作出投資。

Ex-dividend Date (dd/mm/yyyy) 除息日 (日/月/年)	Dividend per Share (USD) 每股派息 (美元)	Ex-dividend NAV (USD) 除息日 資產淨值 (美元)	Monthly Dividend Rate 每月股息率	Annualised Distribution 年度化分派率
Fidelity Funds - US High Yield Fund A-MCDIST(G)-USD 富達基金 - 美元高收益基金 - A類別股份 - C每月派息(G) - 美元				
ISIN Number 代碼: LU2099030673				
01/10/2025	0.0558	7.3930	0.755%	9.443%
01/09/2025	0.0557	7.3860	0.754%	9.434%
01/08/2025	0.0555	7.3220	0.758%	9.485%
01/07/2025	0.0556	7.3690	0.755%	9.439%
02/06/2025	0.0550	7.2860	0.755%	9.444%
01/05/2025	0.0544	7.2290	0.753%	9.414%
01/04/2025	0.0552	7.3170	0.754%	9.438%
03/03/2025	0.0563	7.4600	0.755%	9.442%
03/02/2025	0.0565	7.4590	0.757%	9.478%
02/01/2025	0.0563	7.4680	0.754%	9.431%
02/12/2024	0.0568	7.5430	0.753%	9.420%
01/11/2024	0.0568	7.5200	0.755%	9.450%

Ex-dividend Date (dd/mm/yyyy) 除息日 (日/月/年)	Dividend per Share (CNY) 每股派息 (人民幣)	Ex-dividend NAV (CNY) 除息日 資產淨值 (人民幣)	Monthly Dividend Rate 每月股息率	Annualised Distribution 年度化分派率
Fidelity Funds - US High Yield Fund A-MCDIST(G)-RMB (hedged) 富達基金 - 美元高收益基金 - A類別股份 - C每月派息(G) - 人民幣 (對沖)				
ISIN Number 代碼: LU2780022179				
01/10/2025	0.7203	95.3400	0.756%	9.452%
01/09/2025	0.7212	95.4900	0.755%	9.449%
01/08/2025	0.7191	94.8500	0.758%	9.487%
01/07/2025	0.7223	95.7000	0.755%	9.443%
02/06/2025	0.7164	94.8100	0.756%	9.454%
01/05/2025	0.7106	94.3100	0.753%	9.426%
01/04/2025	0.7223	95.6600	0.755%	9.447%
03/03/2025	0.7380	97.7200	0.755%	9.449%
03/02/2025	0.7410	97.7400	0.758%	9.487%
02/01/2025	0.7388	97.9500	0.754%	9.436%
02/12/2024	0.7475	99.1800	0.754%	9.429%
01/11/2024	0.7481	99.0000	0.756%	9.454%

Ex-dividend Date (dd/mm/yyyy) 除息日 (日/月/年)	Dividend per Share (HKD) 每股派息 (港元)	Ex-dividend NAV (HKD) 除息日 資產淨值 (港元)	Monthly Dividend Rate 每月股息率	Annualised Distribution 年度化分派率
Fidelity Funds - US High Yield Fund A-MCDIST(G)-HKD 富達基金 - 美元高收益基金 - A類別股份 - C每月派息(G) - 港元				
ISIN Number 代碼: LU3041300677				
01/10/2025	0.0777	10.2900	0.755%	9.447%
01/09/2025	0.0777	10.3000	0.754%	9.438%
01/08/2025	0.0779	10.2800	0.758%	9.482%
01/07/2025	0.0780	10.3500	0.754%	9.428%
02/06/2025	0.0771	10.2200	0.754%	9.438%

Ex-dividend Date (dd/mm/yyyy) 除息日 (日/月/年)	Dividend per Share (JPY) 每股派息 (日圓)	Ex-dividend NAV (JPY) 除息日 資產淨值 (日圓)	Monthly Dividend Rate 每月股息率	Annualised Distribution 年度化分派率
Fidelity Funds - US High Yield Fund A-MCDIST(G)-JPY (hedged) 富達基金 - 美元高收益基金 - A類別股份 - C每月派息(G) - 日圓 (對沖)				
ISIN Number 代碼: LU2868952396				
01/10/2025	7.0372	931.3000	0.756%	9.454%
01/09/2025	7.0485	933.2000	0.755%	9.450%
01/08/2025	7.0372	928.2000	0.758%	9.487%
01/07/2025	7.0755	937.5000	0.755%	9.442%
02/06/2025	7.0267	930.0000	0.756%	9.453%
01/05/2025	6.9742	925.4000	0.754%	9.428%
01/04/2025	7.0935	939.8000	0.755%	9.443%
03/03/2025	7.2607	961.3000	0.755%	9.450%
03/02/2025	7.3057	964.0000	0.758%	9.483%
02/01/2025	7.3102	968.6000	0.755%	9.442%
02/12/2024	7.4085	982.6000	0.754%	9.432%
01/11/2024	7.4295	983.1000	0.756%	9.455%

Fidelity Funds - US High Yield Fund

富達基金 - 美元高收益基金

Ex-dividend Date (dd/mm/yyyy) 除息日 (日/月/年)	Dividend per Share (USD) 每股派息 (美元)	Ex-dividend NAV (USD) 除息日 資產淨值 (美元)	Monthly Dividend Rate 每月股息率	Annualised Distribution 年度化分派率
Fidelity Funds - US High Yield Fund A-MINCOME(G)-USD 富達基金 - 美元高收益基金 - A類別股份 - 每月特色派息(G) - 美元				
ISIN Number 代碼: LU0937948932				
01/10/2025	0.0466	7.9080	0.589%	7.305%
01/09/2025	0.0466	7.8870	0.591%	7.325%
01/08/2025	0.0466	7.8060	0.597%	7.404%
01/07/2025	0.0466	7.8430	0.594%	7.368%
02/06/2025	0.0466	7.7420	0.602%	7.467%
01/05/2025	0.0466	7.6710	0.607%	7.538%
01/04/2025	0.0466	7.7530	0.601%	7.456%
03/03/2025	0.0466	7.8920	0.590%	7.320%
03/02/2025	0.0466	7.8780	0.592%	7.334%
02/01/2025	0.0466	7.8740	0.592%	7.338%
02/12/2024	0.0444	7.9410	0.559%	6.920%
01/11/2024	0.0444	7.9020	0.562%	6.955%

Ex-dividend Date (dd/mm/yyyy) 除息日 (日/月/年)	Dividend per Share (HKD) 每股派息 (港元)	Ex-dividend NAV (HKD) 除息日 資產淨值 (港元)	Monthly Dividend Rate 每月股息率	Annualised Distribution 年度化分派率
Fidelity Funds - US High Yield Fund A-MINCOME-HKD 富達基金 - 美元高收益基金 - A 類別股份 - 每月特色派息 - 港元				
ISIN Number 代碼: LU0532245395				
01/10/2025	0.0481	10.3000	0.467%	5.750%
01/09/2025	0.0481	10.2800	0.468%	5.762%
01/08/2025	0.0481	10.2300	0.470%	5.790%
01/07/2025	0.0481	10.2700	0.468%	5.767%
02/06/2025	0.0481	10.1200	0.475%	5.855%
01/05/2025	0.0481	9.8980	0.486%	5.990%
01/04/2025	0.0481	10.0200	0.480%	5.915%
03/03/2025	0.0481	10.1800	0.472%	5.820%
03/02/2025	0.0481	10.1800	0.472%	5.820%
02/01/2025	0.0481	10.1400	0.474%	5.843%
02/12/2024	0.0454	10.2200	0.444%	5.463%
01/11/2024	0.0454	10.1500	0.447%	5.502%

Ex-dividend Date (dd/mm/yyyy) 除息日 (日/月/年)	Dividend per Share (USD) 每股派息 (美元)	Ex-dividend NAV (USD) 除息日 資產淨值 (美元)	Monthly Dividend Rate 每月股息率	Annualised Distribution 年度化分派率
Fidelity Funds - US High Yield Fund I-MDIST-USD 富達基金 - 美元高收益基金 - I類別股份 - 每月派息 - 美元				
ISIN Number 代碼: LU1235295703				
01/10/2025	0.0467	9.3360	0.500%	6.170%
01/09/2025	0.0416	9.2980	0.447%	5.503%
01/08/2025	0.0491	9.1850	0.535%	6.607%
01/07/2025	0.0423	9.2170	0.459%	5.648%
02/06/2025	0.0427	9.0810	0.470%	5.791%
01/05/2025	0.0463	8.9800	0.516%	6.366%
01/04/2025	0.0443	9.0630	0.489%	6.026%
03/03/2025	0.0415	9.2110	0.451%	5.543%
03/02/2025	0.0455	9.1770	0.496%	6.115%
02/01/2025	0.0501	9.1590	0.547%	6.765%
02/12/2024	0.0448	9.2270	0.486%	5.985%
01/11/2024	0.0547	9.1700	0.597%	7.398%

Ex-dividend Date (dd/mm/yyyy) 除息日 (日/月/年)	Dividend per Share (USD) 每股派息 (美元)	Ex-dividend NAV (USD) 除息日 資產淨值 (美元)	Monthly Dividend Rate 每月股息率	Annualised Distribution 年度化分派率
Fidelity Funds - US High Yield Fund A-MINCOME-USD 富達基金 - 美元高收益基金 - A 類別股份 - 每月特色派息 - 美元				
ISIN Number 代碼: LU0532245122				
01/10/2025	0.0479	10.3000	0.465%	5.726%
01/09/2025	0.0479	10.2600	0.467%	5.748%
01/08/2025	0.0479	10.1400	0.472%	5.818%
01/07/2025	0.0479	10.1800	0.471%	5.795%
02/06/2025	0.0479	10.0400	0.477%	5.878%
01/05/2025	0.0479	9.9310	0.482%	5.944%
01/04/2025	0.0479	10.0200	0.478%	5.890%
03/03/2025	0.0479	10.1900	0.470%	5.789%
03/02/2025	0.0479	10.1600	0.471%	5.807%
02/01/2025	0.0479	10.1400	0.472%	5.818%
02/12/2024	0.0452	10.2200	0.442%	5.438%
01/11/2024	0.0452	10.1600	0.445%	5.471%

Ex-dividend Date (dd/mm/yyyy) 除息日 (日/月/年)	Dividend per Share (USD) 每股派息 (美元)	Ex-dividend NAV (USD) 除息日 資產淨值 (美元)	Monthly Dividend Rate 每月股息率	Annualised Distribution 年度化分派率
Fidelity Funds - US High Yield Fund A-MDIST-USD 富達基金 - 美元高收益基金 - A 類別股份 - 每月派息 - 美元				
ISIN Number 代碼: LU0168057262				
01/10/2025	0.0476	10.7600	0.442%	5.440%
01/09/2025	0.0424	10.7100	0.396%	4.856%
01/08/2025	0.0503	10.5800	0.475%	5.857%
01/07/2025	0.0432	10.6200	0.407%	4.992%
02/06/2025	0.0437	10.4600	0.418%	5.130%
01/05/2025	0.0474	10.3500	0.458%	5.636%
01/04/2025	0.0455	10.4400	0.436%	5.357%
03/03/2025	0.0424	10.6100	0.400%	4.902%
03/02/2025	0.0468	10.5800	0.442%	5.439%
02/01/2025	0.0516	10.5500	0.489%	6.030%
02/12/2024	0.0461	10.6300	0.434%	5.330%
01/11/2024	0.0566	10.5700	0.535%	6.618%

Ex-dividend Date (dd/mm/yyyy) 除息日 (日/月/年)	Dividend per Share (AUD) 每股派息 (澳元)	Ex-dividend NAV (AUD) 除息日 資產淨值 (澳元)	Monthly Dividend Rate 每月股息率	Annualised Distribution 年度化分派率
Fidelity Funds - US High Yield Fund A-MDIST-AUD (hedged) 富達基金 - 美元高收益基金 - A類別股份 - 每月派息 - 澳元(對沖)				
ISIN Number 代碼: LU0963542310				
01/10/2025	0.0424	9.5800	0.443%	5.442%
01/09/2025	0.0378	9.5460	0.396%	4.857%
01/08/2025	0.0449	9.4380	0.476%	5.861%
01/07/2025	0.0385	9.4770	0.406%	4.985%
02/06/2025	0.0390	9.3420	0.417%	5.126%
01/05/2025	0.0423	9.2390	0.458%	5.635%
01/04/2025	0.0407	9.3360	0.436%	5.359%
03/03/2025	0.0379	9.4890	0.399%	4.900%
03/02/2025	0.0418	9.4530	0.442%	5.437%
02/01/2025	0.0462	9.4370	0.490%	6.036%
02/12/2024	0.0413	9.5110	0.434%	5.337%
01/11/2024	0.0508	9.4550	0.537%	6.641%

Fidelity Funds - US High Yield Fund

富達基金 - 美元高收益基金

Ex-dividend Date (dd/mm/yyyy) 除息日 (日/月/年)	Dividend per Share (USD) 每股派息 (美元)	Ex-dividend NAV (USD) 除息日 資產淨值 (美元)	Annual Dividend Rate 每股息率 每月股息率	Annualised Distribution 年度化分派率
Fidelity Funds - US High Yield Fund A-USD 富達基金 - 美元高收益基金 - A 類別股份 - 美元				
ISIN Number 代碼: LU0132282301				
01/08/2025	0.6285	11.1400	5.642%	5.642%
01/08/2024	0.6020	11.0700	5.438%	5.438%
01/08/2023	0.5417	10.7100	5.058%	5.058%

2025 Dividend Schedule 2025年派息時間表

Share class with targeted annual distribution 旨在年度派息的股份			
Record Date (dd/mm/yyyy) 記錄日 (日/月/年)	Ex-Dividend Date (dd/mm/yyyy) 除息日 (日/月/年)		
31/07/2025	01/08/2025		
Share class with targeted monthly distribution 旨在每月派息的股份			
Record Date (dd/mm/yyyy) 記錄日 (日/月/年)	Ex-Dividend Date (dd/mm/yyyy) 除息日 (日/月/年)		
31/12/2024	02/01/2025		
31/01/2025	03/02/2025		
28/02/2025	03/03/2025		
31/03/2025	01/04/2025		
30/04/2025	01/05/2025		
30/05/2025	02/06/2025		
30/06/2025	01/07/2025		
31/07/2025	01/08/2025		
29/08/2025	01/09/2025		
30/09/2025	01/10/2025		
31/10/2025	03/11/2025		
28/11/2025	01/12/2025		
Share class with targeted semi-annual distribution 旨在半年度派息的股份			
Record Date (dd/mm/yyyy) 記錄日 (日/月/年)	Ex-Dividend Date (dd/mm/yyyy) 除息日 (日/月/年)		
31/01/2025	03/02/2025		
31/07/2025	01/08/2025		
Share class with targeted quarterly distribution 旨在季度派息的股份			
Record Date (dd/mm/yyyy) 記錄日 (日/月/年)	Ex-Dividend Date (dd/mm/yyyy) 除息日 (日/月/年)		
31/01/2025	03/02/2025		
30/04/2025	01/05/2025		
31/07/2025	01/08/2025		
31/10/2025	03/11/2025		

*Please refer to the relevant offering document for the normal distribution frequency for each share class.

*Dividend of certain share classes, at the Board's discretion, may be paid out of capital and/or effectively out of capital amounts to a return or withdrawal of part of an investor's original investment or from any capital gains attributable to that original investment. Any such distributions may result in an immediate reduction of the NAV per share/ unit. For the hedged share class, the distribution amount and NAV of such share class may be adversely affected by differences in the interest rates of the reference currency of the hedged share class and the fund's base currency, resulting in more distribution that is paid out of capital and hence a greater erosion of capital than other non-hedged share classes.

Record Dates: Last business day of each month; Ex-dividend Dates: First business day of the following month; Payment Dates: 5 business days after ex-dividend date.

Annualized distributions are for indicative purpose only, which may be higher or lower than the actual annual dividend yield. Dividend rate of the fund does not represent the return of the fund, and past dividend rate does not represent future dividend rate. The dividends are not guaranteed. Annualized distributions = [(1+dividend per share/ex-dividend NAV)/distribution frequency]-1.

FIL Limited and its subsidiaries are commonly referred to as Fidelity or Fidelity International. Fidelity, Fidelity International, the Fidelity International logo and F symbol are trademarks of FIL Limited. Any person considering an investment should seek independent advice.

The information contained in this material is only accurate on the date such information is published on this material.

Opinions or forecasts contained herein are subject to change without prior notice. Reference to specific securities mentioned within this material (if any) is for illustrative purpose only and should not be construed as a recommendation to the investor to buy or sell the same.

Investment involves risks. Past performance is not indicative of future performance. Please refer to the relevant offering documents, including Product Key Facts (including the risk factors) for further details. If investment returns are not denominated in HKD/ USD, US/HK dollar-based investors are exposed to exchange rate fluctuations.

The material is issued by FIL Investment Management (Hong Kong) Limited and it has not been reviewed by the Securities and Futures Commission ("SFC").

*有關基金股息的分派時間，請細閱有關基金說明書。

*若干股份類別的股息在董事會酌情決定下可能從資本中及 / 或實際上從資本中撥付股息即代表投資者獲付還或提取原有投資本金的部份金額，或從原有投資應佔的任何資本收益中獲付還或提取金額。任何該等分派可能導致每股 / 每單位資產淨值即時減少。就對沖股份類別，其報價貨幣與基金的基本貨幣之間的利率差異，可能會為對沖股份類別的分派金額及資產淨值帶來負面影響，導致較多從資本中撥付的分派金額，進而令資本流失的程度高於其他非對沖股份類別。

記錄日：每月的最後營業日；除息日：下月的首個營業日；支付日：除息日後的五個營業日。

年度化分派率僅供說明用途，其可能高於或低過實際全年股息率。基金的股息率並不代表基金的回報。過去的股息率亦不代表將來的股息率。股息分派並不獲保證。年度化分派率 = [(1 + 每股股息 / 除息日資產淨值) ^ 每年派息次數] - 1。

富達或Fidelity或Fidelity International指FIL Limited及其附屬公司。「富達」、Fidelity、Fidelity International、Fidelity International標誌及F標誌均為FIL Limited的商標。有意投資者應尋求獨立的意見。

本資料所載資料只在資料刊發時方為準確。

觀點及預測或會更改而不需另作通知。本資料所載的證券(如有)僅供資料用途，在任何情況下均不應被視建議買入或賣出有關證券。

投資涉及風險。基金過往的表現並不代表將來亦會有類似的業績。詳情請細閱有關基金說明書，包括產品資料概要(包括風險因素)。若投資收益並非以港元或美元計算，以美元或港元作出投資的投資者，需承受匯率波動的風險。

本資料由富達基金(香港)有限公司發行，並未經證券及期貨事務監察委員會審核。

*This statement provides you with key information about this product.
 This statement is part of the Hong Kong offering documents.
 You should not invest in this product based on this statement alone.*

Quick facts

Management Company:	FIL Investment Management (Luxembourg) S.à r.l.		
Investment Manager:	FIL Fund Management Limited (Bermuda, internal delegation)		
Sub-investment manager(s):	Internal and/or external sub-delegation to one or more Sub-investment managers as described in “The Sub-investment managers” section under “Management and Governance” of the Prospectus (~Note) ~ Note: The list of all Sub-investment managers having managed all or part of the assets of each fund over the last six or twelve months will be published in the annual and semi-annual financial reports.		
Depository:	Brown Brothers Harriman (Luxembourg) S.C.A.		
Ongoing charges over a year[^]:	Class A-USD:	1.39%	Class A-MINCOME(G)-USD: 1.39%
	Class A-ACC-USD:	1.39%	Class A-MDIST-AUD (hedged): 1.39%
	Class A-ACC-Euro:	1.39%	Class A-MDIST-USD: 1.39%
	Class A-ACC-Euro (hedged):	1.39%	Class A-MCDIST(G)-HKD: 1.38% [#]
	Class A-MINCOME-HKD:	1.39%	Class A-MCDIST(G)-JPY (hedged): 1.39%
	Class A-MCDIST(G)-RMB (hedged):	1.39%	Class A-MCDIST(G)-USD: 1.39%
	Class A-MINCOME-USD:	1.39%	Class Y-ACC-USD: 0.89%
	Class I-MDIST-USD:	0.73%	

[^] Unless otherwise stated, the ongoing charges figure represents the ongoing expenses based on the annual financial report for the year ended 30 April 2025. This figure may vary from year to year.

[#] This share class was recently launched and therefore the ongoing charges figure is an estimate of the ongoing expenses over 12 months which is based on information available in respect of the relevant share classes with a similar fee structure. The actual figure may be different from this estimated figure and may vary from year to year.

Dealing frequency:	Daily
Base currency:	USD
Dividend policy*:	<p><u>Class A</u> Subject to the Board’s discretion, dividends are declared annually, normally on the first business day of August. The Board expects to recommend distribution of substantially all of the net income of the share class.</p> <p><u>Class A-ACC, Class A-ACC (hedged) & Class Y-ACC</u> No dividends will be paid for accumulating shares. The shares accumulate all interest and other income earned.</p> <p><u>Class A-MDIST, Class A-MDIST (hedged) & Class I-MDIST</u> Subject to the Board’s discretion, dividends are declared monthly normally on the first business day of each month. The Board expects to recommend distribution of substantially all of the net income of the share class.</p> <p><u>Class A-MCDIST(G) & Class A-MCDIST(G) (hedged)[#]</u> Subject to the Board’s discretion, dividends are declared monthly normally on the first business day of each month. The Board expects to recommend distribution of substantially all of the gross income, and to some extent, capital, of the share class with the expectation of achieving a higher distribution rate than an INCOME class.</p>

Class A-MINCOME

Subject to the Board's discretion, dividends are declared monthly normally on the first business day of each month. The Board expects to recommend distribution of substantially all of the net income of the share class and on occasion to some extent capital.

Investors should note that payment of dividends out of capital represents a return or withdrawal of part of the amount originally invested or from any capital gains attributable to the original investment. Such distributions may result in an immediate decrease in the net asset value per Share of the fund.

Class A-MINCOME(G)#

Subject to the Board's discretion, dividends are declared monthly normally on the first business day of each month. The Board expects to recommend distribution of substantially all of the gross income of the share class and on occasion to some extent capital.

Investors should note that as fees and expenses may be charged to capital of the fund, this will result in an increase in distributable income for the payment of dividends. The fund may therefore pay dividend directly out of capital and/or effectively out of capital. Such payment of dividends out of capital represents a return or withdrawal of part of the amount originally invested or from any capital gains attributable to the original investment. Such distributions may result in an immediate decrease in the net asset value per Share of the fund.

* Unless otherwise stated, dividends will not be paid out of capital and/or effectively out of capital.

Financial year end of this fund: 30 April

Minimum investment:	<u>Initial Investment</u>	<u>Subsequent Investment</u>
Class A	USD 2,500	USD 1,000
Class I	USD 10,000,000	USD 100,000
Class Y	USD 2,500	USD 1,000

What is this product?

Fidelity Funds is an open-ended investment company established in Luxembourg and regulated by the Commission de Surveillance du Secteur Financier (CSSF).

Objectives and investment policy

- The fund is a Bond fund and aims to achieve capital growth over time and provide a high level of income.
- The fund invests at least 70% of its assets, in high yielding below investment grade* debt securities of issuers that do most of their business in the United States. These securities will be subject to high risk and will not be required to meet a minimum rating standard and may not be rated for creditworthiness by an internationally recognised rating agency.
- The fund may invest in instruments with loss-absorption features which may include instruments classified as Additional Tier 1/Tier 2 capital instruments, **Contingent Convertible Securities (CoCos)**, non-preferred senior bonds which may also be known as Tier 3 bonds and other instruments eligible to count as loss-absorbing capacity under the resolution regime for financial institution, in compliance with its investment policy and limits. These instruments may be subject to contingent write-down or contingent conversion to ordinary shares on the occurrence of trigger event(s). In compliance with the requirements and guidance issued by the SFC, such investment will at all time remain below 50% of the fund's net asset value. For the avoidance of doubt, less than 30% of the fund's net asset value may be invested in each individual type of instruments with loss-absorption features as described above.
- In actively managing the fund, the Investment Manager uses in-house research and investment capabilities to identify suitable opportunities across bond issuers, sectors, geographies, and security types. This may include an assessment of bond issuers' creditworthiness, macroeconomic factors, and valuations. The Investment Manager considers ESG characteristics when assessing investment risks and opportunities. In determining ESG characteristics, the Investment Manager takes into account ESG ratings provided by Fidelity or external agencies. The fund aims to achieve an ESG score of its portfolio greater than that of its Benchmark (as defined below). Through the investment management process the Investment Manager aims to ensure that investee issuers follow good governance practices.

* Below investment grade securities shall mean securities with a rating of BB+ or less from Standard & Poor's or equivalent rating from an internationally recognised rating agency (in case of divergent ratings, the worst of the best two credit ratings applies).

- The Investment Manager will use the ICE BofA US High Yield Constrained Index (the “Benchmark”), a broad market index that does not take into account ESG characteristics, for performance comparison.
- The fund may use derivatives for hedging, efficient portfolio management and investment purposes.
- The fund will not invest more than 10% of their net asset value in securities issued by or guaranteed by any single country (including its government, a public or local authority of that country) with a credit rating below investment grade.
- The fund will not engage extensively in securities lending, repurchase and reverse repurchase transactions.

Use of derivatives/investment in derivatives

The fund’s net derivative exposure may be up to 50% of its net asset value.

What are the key risks?

Investment involves risks. Please refer to the Hong Kong offering documents for details including the risk factors.

Risk to Capital and Income (Investment Risk)

- The assets of the fund are subject to fluctuations in value. There is no guarantee of repayment of principal and you may not get back the original amount invested. Past performance is no guarantee of future performance.

Risks associated with Debt Securities

- *Credit / Counterparty Risk:* The fund is exposed to the credit/default risk of issuers of the debt securities that the fund may invest in.
- *Interest Rate Risk:* Investment in the fund is subject to interest rate risk. In general, the prices of debt securities rise when interest rates fall, whilst their prices fall when interest rates rise.
- *Downgrading Risk:* The credit rating of a debt instrument or its issuer may subsequently be downgraded. In the event of such downgrading, the value of the fund may be adversely affected. The investment manager may or may not be able to dispose of the debt instruments that are being downgraded.
- *Valuation Risk:* Valuation of the fund’s investments may involve uncertainties and judgmental determinations. If such valuation turns out to be incorrect, this may affect the net asset value calculation of the fund.
- *Credit Rating Risk:* Credit ratings assigned by rating agencies are subject to limitations and do not guarantee the creditworthiness of the security and/or issuer at all times.

Risk associated with Debt Securities Rated Below Investment Grade/Unrated Securities and High Yielding Debt Instruments

- The fund may invest in debt securities rated below investment grade or unrated securities. Such securities are generally subject to lower liquidity, higher volatility, heightened risk of default and loss of principal and interest than higher-rated/lower yielding debt securities.

Income-producing securities

- Although the fund will generally invest in income-producing securities, it is not guaranteed that all underlying investments will generate income. To the extent that underlying investments of the fund are income producing, higher yields generally mean that there will be increased potential for capital appreciation and/or depreciation for fixed income securities.

Risk of investing in CoCos and other instruments with loss-absorption features

- The fund may invest in instruments with loss-absorption features. Those features have been designed to meet specific regulatory requirements imposed on financial institutions and typically include terms and conditions specifying the instrument is subject to contingent write-down or contingent conversion to ordinary shares on the occurrence of the following: (a) when a financial institution is near or at the point of non-viability; or (b) when the capital ratio of a financial institution falls to a specified level.
- Debt instruments with loss-absorption features are subject to greater capital risks when compared to traditional debt instruments as such instruments are typically subject to the risk of being written down or converted to ordinary shares upon the occurrence of pre-defined trigger events (such as those disclosed above). Such trigger events are likely to be outside of the issuer’s control and are complex and difficult to predict and may result in a significant or total reduction in the value of such instruments.
- In the event of the activation of a trigger, there may be potential price contagion and volatility to the entire asset class. Debt instruments with loss-absorption features may also be exposed to liquidity, valuation and sector concentration risk.
- The fund may invest in CoCos, which are highly complex and are of high risk. CoCos are a form of hybrid debt security with loss-absorption features that are intended to either convert into equity shares of the issuer (potentially at a discounted price) or have their principal written down (including permanently written down to zero) upon the occurrence of certain ‘triggers’. Coupon payments on CoCos are discretionary and may be cancelled by the issuer at any point, for any reason, and for any length of time.
- The fund may also invest in senior non-preferred debts. While these instruments are generally senior to subordinated debts, they may be subject to write-down upon the occurrence of a trigger event and will no longer fall under the creditor ranking hierarchy of the issuer. This may result in total loss principal invested.

Concentration Risk

- The fund's investments are concentrated in a single or small number of countries. The value of the fund may be more volatile than that of a fund having a more diverse portfolio of investments.
- The value of the fund may be more susceptible to adverse economic, political, policy, foreign exchange, liquidity, tax, legal or regulatory event affecting the market of such country(ies).

Foreign Currency Risk

- The fund's assets may be denominated in currencies other than the base currency of the fund. Also, a class of shares may be designated in a currency other than the base currency of the fund. Fluctuations in the exchange rates between these currencies and the base currency as well as changes in exchange rate controls may adversely affect the fund's net asset value.

Sustainable Investing

- To the extent the fund weighs ESG or sustainability criteria in choosing investments, it may underperform the market or other funds that invest in similar assets but do not apply sustainability criteria. Sustainable characteristics used in the fund's investment policy may result in the fund foregoing opportunities to buy certain securities when it might otherwise be advantageous to do so and/or selling securities due to their sustainable characteristics when it might be disadvantaged to do so. As such, the application of ESG criteria may restrict the ability of the fund to acquire or dispose of its investments at a price and time that it wishes to do so, and may therefore result in a loss to the fund.
- The ESG characteristics of securities may change over time, which may in some cases require the Investment Manager disposing of such securities when it might be disadvantageous to do so from a financial perspective only. This may lead to a fall in the value of the fund.
- The use of ESG criteria may also result in the fund being concentrated in companies with ESG focus and its value may be volatile when compared to other funds having a more diversified portfolio of investments.
- There is a lack of standardised taxonomy of ESG evaluation methodology and the way in which different ESG funds will apply ESG criteria may vary, as there are not yet commonly agreed principles and metrics for assessing the sustainable characteristics of investments of ESG funds.
- While the fund, in selecting investments, may use a proprietary ESG scoring process that is based partially on third party data, such data may be incomplete, inaccurate or unavailable. As a result, there is a risk that the Investment Manager may incorrectly assess a security or issuer.
- Evaluation of sustainable characteristics of the securities and selection of securities may involve the Investment Manager's subjective judgment. As a result, there is a risk that the relevant sustainable characteristics may not be applied correctly or that the fund could have indirect exposure to issuers who do not meet the relevant sustainable characteristics, and sustainable characteristics of a security can change over time.
- In making its proxy voting decisions consistent with ESG criteria, exclusionary criteria, the fund may not always be consistent with maximising an issuer's short-term performance.

Chinese Renminbi (RMB) Currency and Conversion Risk

- The fund offers RMB denominated share class(es).
- RMB is currently traded in two markets: one in Mainland China (onshore RMB, or CNY) and one outside Mainland China (primarily in Hong Kong) (offshore RMB, or CNH). Although CNH and CNY are the same currency, they trade at different rates, and any divergence between CNH and CNY may adversely impact investors, in particular since the CNH rate will be used when determining the value of the shares of the fund. CNY is not freely convertible and is subject to exchange controls and certain requirements by the government of Mainland China, whereas CNH is freely tradable. Non-RMB based investors are exposed to foreign exchange risk and there is no guarantee that the value of RMB against the investors' base currencies (e.g. USD, HKD, or AUD) will not depreciate. Any depreciation of RMB and/ or RMB currency conversion costs incurred could adversely affect the value of investor's investment in the fund. Under exceptional circumstances, payment of redemptions and/or dividend payment in RMB may be delayed due to the exchange controls and restrictions applicable to RMB.

RMB Hedged Share Classes

- The fund may use hedging with respect to RMB hedged share classes, to hedge the currency exposure of the class. Any attempts to reduce or eliminate certain risks may not work as intended, and to the extent that they do work, they will generally eliminate potentials for gain along with risks of loss. Hedging involves costs, which reduce investment performance. Therefore, with any share class that involves hedging both at the fund level and the share class level, there can be two levels of hedging, some of which may yield no benefit (for example, at the fund level, a fund may hedge RMB- denominated assets to the fund's base currency, while an RMB-hedged share class of this fund would then reverse that hedge).

Risks associated with distribution out of/effectively out of the fund's capital

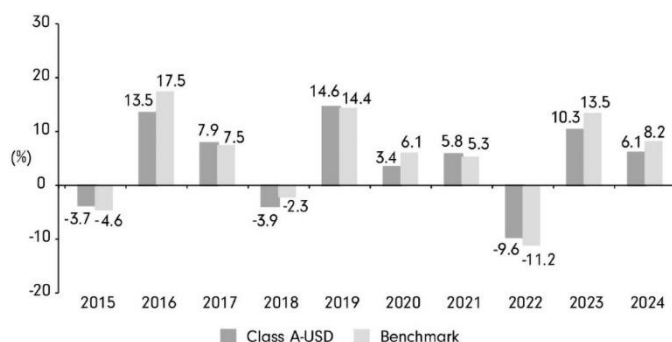
- Payment of dividends out of capital and/or effectively out of capital amounts to a return or withdrawal of part of an investor's original investment or from any capital gains attributable to that original investment. Any such distributions may result in an immediate reduction of the NAV per share/unit.

- The distribution amount and net asset value of the hedged share class may be adversely affected by differences in the interest rates of the reference currency of the hedged share class and the fund's base currency, resulting in an increase in the amount of distribution that is paid out of capital and hence a greater erosion of capital than other non-hedged share classes.

Financial Derivative Instruments

- The fund's net derivative exposure may be up to 50% of its net asset value. The use of derivatives may give rise to liquidity risk, counterparty credit risk, volatility risk, valuations risks and over-the-counter transaction risk at times. The leverage element/component of a derivative can result in a loss significantly greater than the amount invested in the financial derivative instrument by the fund. Exposure to financial derivative instruments may lead to a high risk of significant loss by the fund.

How has the fund performed?



- Past performance information is not indicative of future performance. Investors may not get back the full amount invested.
- The computation basis of the performance is based on the calendar year end, NAV-to-NAV, with dividend reinvested.
- These figures show by how much the Class A-USD increased or decreased in value during the calendar year being shown. Performance data has been calculated in USD including ongoing charges and excluding any subscription fees and redemption fees you might have to pay.
- Fund launch date: 2001
- Class A-USD launch date: 2001
- Class A-USD is selected as the most appropriate representative share class as it has the longest track record and is denominated in the fund's reference currency.
- The Benchmark is the ICE BofA US High Yield Constrained Index.

Is there any guarantee?

This fund does not have any guarantees. You may not get back the full amount of money you invested.

What are the fees and charges?

Charges which may be payable by you

You have to pay the following fees when dealing in shares of the fund:

Subscription Fee	Class A – Up to 3.5% of NAV Class I – 0% Class Y – 0%
Switching Fee	Generally up to 1% of NAV, except if you are switching from one class with no subscription fee into a class with subscription fee, you will have to pay for a switching fee of up to the full subscription fee of the class to be switched into
Redemption Fee	N/A

Ongoing fees payable by the fund

The following expenses will have to be paid out of the fund. They affect you because they reduce the return you get on your investments:

Management Fee*	Class A – Up to 1.00% p.a. of NAV Class I – Up to 0.65% p.a. of NAV Class Y – Up to 0.65% p.a. of NAV
Depository Fee	Varies from 0.003% to 0.35% of NAV
Performance Fee	N/A

Administration Fee	Up to 0.35% of NAV
---------------------------	--------------------

* The management fee can be increased to a maximum annual rate of 2% of the net asset value of the fund. In the event of such increase, not less than 3 months' notice will be given to you.

Other Fees

You may have to pay other fees when dealing in shares of the fund. Any other fees and charges are described in the Hong Kong offering documents. You should note that some fees may be increased, up to a specified permitted maximum, by giving shareholders at least one month's prior notice. For details, please refer to the Hong Kong offering documents.

Additional Information

- You generally buy, redeem or switch shares at the fund's next-determined net asset value after we receive your request, directly or via a distributor, in good order at or before 5.00 p.m. Hong Kong time on a dealing day, being the fund's dealing cut-off time. Before placing your orders, please check with your distributor for the distributor's internal dealing cut-off time (which may be earlier than the fund's dealing cut-off time).
- The net asset value of this fund is calculated and the price of shares is published each business day. Net asset value of the fund (other than Class A) will be published in the South China Morning Post and the Hong Kong Economic Times. Net asset value of Class A will be published on www.fidelity.com.hk *.
- Investors may also obtain the past performance information of the fund's representative share class and (if applicable) other share classes offered to Hong Kong investors from www.fidelity.com.hk *.
- The composition of dividend paid out of net distributable income and capital for the last 12 months are available from the Hong Kong Representative on request and also on the fund's website:
https://www.fidelityinternational.com/legal/documents/FF/HK-zh_en/fdpc.ff.HK-zh_en.HK.pdf *.
- Investors may obtain information on the intermediaries from the Fidelity Investor Hotline: +852 2629 2629.

Important

If you are in doubt, you should seek professional advice. The SFC takes no responsibility for the contents of this statement and makes no representation as to its accuracy or completeness.

* The website has not been reviewed by the SFC.

本概要提供本基金的重要資料，
是香港發行文件的一部份。
請勿單憑本概要作投資決定。

資料便覽

管理公司：	FIL Investment Management (Luxembourg) S.à r.l.
投資經理：	FIL Fund Management Limited (百慕達，內部委派)
次投資經理：	一名或多名獲轉授職能的內部及/或外部次投資經理，詳情載於認購章程「管理及管治」的「次投資經理」一節（~附註） ~ 附註：在過去六個月或十二個月管理每項基金全部或部份資產的所有次投資經理名單將刊載於年度及半年度財務報告。

保管人:	Brown Brothers Harriman (Luxembourg) S.C.A.			
全年經常性開支比率^:	A類別股份–美元:	1.39%	A類別股份–每月特色派息(G)–美元:	1.39%
	A類別股份–累積–美元:	1.39%	A類別股份–每月派息–澳元 (對沖):	1.39%
	A類別股份–累積–歐元:	1.39%	A類別股份–每月派息–美元:	1.39%
	A類別股份–累積–歐元 (對沖):	1.39%	A類別股份–C每月派息(G)–港元:	1.38% [#]
	A類別股份–每月特色派息–港元:	1.39%	A類別股份–C每月派息(G)–日圓(對沖):	1.39%
	A類別股份–C每月派息(G)–人民幣(對沖):	1.39%	A類別股份–C每月派息(G)–美元:	1.39%
	A類別股份–每月特色派息–美元:	1.39%		
	Y類別股份–累積–美元:	0.89%	I類別股份–每月派息–美元:	0.73%

[^] 除非另有註明，否則經常性開支比率是根據截至2025年4月30日止年度的年度財務報告所刊載的經常性開支計算。該比率每年均可能有所變動。

[#] 這項股份類別近期才推出，因此，該經常性開支比率是根據收費結構相若的其他相關股份類別所提供的資料，按過去12個月的經常性開支預估的數據。實際數據與該預估數據可能不同，而且每年均可能有所變動。

交易頻密程度：	每日
基本貨幣：	美元

股息政策*：	<p><u>A類別股份</u></p> <p>在董事會酌情決定下，每年股息一般於8月首個營業日宣派。董事會預期將建議分派該股份類別的幾乎所有淨收益。</p> <p><u>A類別股份–累積、A類別股份–累積 (對沖) 及Y類別股份–累積</u></p> <p>累積股份不會分派股息，該類股份累積所有利息和其他收益。</p> <p><u>A類別股份–每月派息、A類別股份–每月派息 (對沖) 及I類別股份–每月派息</u></p> <p>在董事會酌情決定下，每月股息一般於每月首個營業日宣派。董事會預期將建議分派該股份類別的幾乎所有淨收益。</p> <p><u>A類別股份–C每月派息(G)、A類別股份–C每月派息(G) (對沖) [#]</u></p> <p>在董事會酌情決定下，每月股息一般於每月首個營業日宣派。董事會預期將就該股份類別幾乎所有的總投資收益，以及一定程度的資本建議派發股息，期望較「特色派息」類別實現更高的派息率。</p> <p><u>A類別股份–每月特色派息</u></p> <p>在董事會酌情決定下，每月股息一般於每月首個營業日宣派。董事會預期將建議分派該股份類別的幾乎所有淨收益，有時也會分派一定程度的資本。</p> <p>投資者應注意，從資本中撥付股息即代表投資者獲付還或提取原有投資本金的部份金額，或從原有投資應佔的任何資本收益中獲付還或提取金額。該等分派可能導致基金的每股資產淨值即時減少。</p>
--------	--

A類別股份–每月特色派息(G)[#]

在董事會酌情決定下，每月股息一般於每月首個營業日宣派。董事會預期將建議分派該股份類別的幾乎所有總收益，有時也會分派一定程度的資本。

[#] 投資者應注意，由於費用和開支可能會計入基金的資本中，導致可供派息之用的可分派收益增加，因此，基金可能是直接從資本中及/或實際上從資本中作出股息分派。從資本中撥付股息即代表投資者獲付還或提取原有投資本金的部份金額，或從原有投資應佔的任何資本收益中獲付還或提取金額。該等分派可能導致基金的每股資產淨值即時減少。

* 除非另有註明，否則股息將不會從資本中撥付及/或實際上從資本中撥付。

財政年度終結日： 4月30日

最低投資額：

	首次投資額	再次投資額
A類別股份	2,500美元	1,000美元
I類別股份	10,000,000美元	100,000美元
Y類別股份	2,500美元	1,000美元

本基金是甚麼產品？

富達基金是在盧森堡成立的開放式投資公司，並受盧森堡金融業監察委員會 (Commission de Surveillance du Secteur Financier (CSSF)) 監管。

目標及投資政策

- 本基金是一項債券基金，旨在隨時間推移實現資本增長並提供高收益。
- 基金將最少70%的資產投資於在美國進行大部份業務之發行機構的未達投資級別*的高收益債務證券。該等證券屬高風險，將不需要符合最低評級標準，及未必會獲任何國際認可評級機構就信譽給予評級。
- 基金可能投資於具有損失吸收特點的投資工具，可包括以下各類投資工具：額外一級資本/二級資本投資工具、**或然可換股證券 (CoCo)**、主順位非優先受償債券 (又可稱為三級資本債券)，以及金融機構處置機制下有資格被視作具有損失吸收能力的其他投資工具，以符合其投資政策及限制。在發生觸發事件時，這些投資工具可能須進行或然撇減，或應急轉換為普通股。為遵從證監會發出的規定及指引，有關投資在任何時候將維持在基金資產淨值的50%以下。為免生疑問，基金可將少於30%的資產淨值投資於上述具有損失吸收特點的每個類別的投資工具。
- 在主動管理基金的過程中，投資經理利用內部研究和投資能力，在不同債券發行機構、行業、地域和證券類型中發掘合適的機會。這可能包括對債券發行機構的信譽、宏觀經濟因素和估值進行評估。投資經理在評估投資風險和機會時會考慮ESG特徵。在確定ESG特徵時，投資經理會考慮富達或外部機構提供的ESG評級。基金旨在使其投資組合的ESG評分高於其基準（定義見下文）的評分。透過投資管理流程，投資經理旨在確保被投資發行機構遵循良好的管治規範。
- 投資經理將使用ICE BofA US High Yield Constrained指數(「基準」)作表現比較，這是一項不考慮ESG特徵的廣泛市場指數。
- 基金可使用衍生工具以進行對沖、有效率的投資組合管理及作投資用途。
- 基金將不可把其超過10%的資產淨值，投資於由任何單一國家 (包括該國政府、公共機構或當地機關) 發行或擔保，而信貸評級低於投資級別的證券。
- 基金將不會廣泛進行證券借貸、回購及反向回購協議交易。

使用衍生工具/投資於衍生工具

基金的衍生工具風險承擔淨額最高為其資產淨值的50%。

* 未達投資級別證券應指獲標準普爾評為BB+級或以下，或由政府國際認可評級機構給予同等評級的證券（若評級出現分歧，則採用最佳兩項信貸評級中的較差者）。

本基金有哪些主要風險？

投資涉及風險。有關詳情 (包括風險因素) 請參閱香港發行文件。

資本及收益的風險 (投資風險)

- 基金的資產須承受價值波動。恕不保證閣下可獲償還本金。閣下可能無法收回最初的投資金額。基金過去表現並非未來業績的保證。

與債務證券有關的風險

- **信貸／交易對手風險：**基金須承受基金可能投資的債務證券發行機構的信貸／違約風險。
- **利率風險：**投資於基金須承受利率風險。一般情況下，當利率下調時，債務證券的價格將上升，而當利率上調時，其價格則下跌。
- **評級下調風險：**債務工具或其發行機構的信貸評級其後可能會遭下調。若發生有關降級行動，基金的價值或會受到不利影響。投資經理不一定能夠出售被調低評級的債務工具。
- **估值風險：**基金所持投資的估值可能涉及不明朗因素和判定性的決定。如證實有關估值不正確，可能會影響基金的資產淨值計算。
- **信貸評級風險：**評級機構給予的信貸評級存在局限性，且並不時刻保證有關證券及/或發行機構的信貸可信性。

未達投資級別債務證券/未獲評級證券及高收益債務工具的相關風險

- 基金可能投資於未達投資級別債務證券或未獲評級證券。與較高評級/收益率較低的債務證券比較，該等證券一般須承受較低流動性、較大波幅，以及較高的違約及損失本金和利息的風險。

收益性證券

- 雖然基金一般將投資於收益性證券，但不保證所有相關投資均能締造收益。若基金的相關投資屬收益性資產，收益較高一般意味著定息證券的資本增值及/或貶值潛力將增加。

投資於CoCo及其他具有損失吸收特點的投資工具的風險

- 基金可投資於具有損失吸收特點的投資工具。這些特點是專為遵循適用於金融機構的特定監管規定而設計，一般包含條款及條件，具體註明一旦發生以下情況：(a) 當金融機構接近或處於無法繼續經營的狀態；或 (b) 當金融機構的資本比率降至指定水平時，投資工具可能須進行或然撇減，或應急轉換為普通股。
- 與傳統債務工具比較，具有損失吸收特點的債務工具在發生預定的觸發事件 (如上文所披露的事件) 時，須承受較大的資本風險，因為該等工具一般須承受撇減或轉換為普通股的風險。有關觸發事件很可能不在發行機構的控制範圍之內，而且性質複雜並難以預測，可能導致該等工具的價值大幅降低或完全減值。
- 在觸發事件啟動的情況下，可能會引發價格及波幅風險蔓延至整個資產類別。具有損失吸收特點的債務工具亦可能面對流動性、估值和集中行業投資風險。
- 基金可投資於CoCo，有關證券高度複雜，而且風險高。CoCo是一種具有損失吸收特點的混合債務證券，旨在於一旦發生若干「觸發事件」，把證券轉換為發行機構股份 (可能按折讓價轉換)，或撇減其本金 (包括永久撇減至零)。CoCo的票息付款由發行機構全權酌情釐定，並可隨時基於任何理由及在任何一段期間取消。
- 基金亦可投資於主順位非優先受償債務。雖然該等工具的償債順位一般比後償債務為高，但在發生觸發事件時，其可能面對撇減，並將不再屬於發行機構的債權人償債順位等級，這可能會導致完全失去所投資的本金。

集中度風險

- 基金的投資集中於單一或少數國家。基金價值的波幅可能高於其他具有更多元化投資組合的基金。
- 基金的價值可能較易受影響該 (等) 國家市場的不利經濟、政治、政策、外匯、流動性、稅務、法律或監管事件所影響。

外幣風險

- 基金的資產可能以非基本貨幣計算。此外，基金的某類別股份可能指定以非基本貨幣計值。這些貨幣與基本貨幣之間的匯率波動，以及外匯管制變動可能會對基金的資產淨值造成負面影響。

可持續發展投資

- 在基金選擇投資時權衡ESG或可持續發展準則的情況下，其表現可能低於市場或其他投資於類似資產但不採用可持續發展準則的基金。基金的投資政策所採用的可持續發展特徵，可能會導致基金錯失良機，未能買入若干有望造好的證券，及/或基於證券的可持續發展特徵而被迫在不利時機出售證券。因此，ESG準則的應用可能會限制基金按照其屬意的價格和時間購入或出售其投資的能力，因此可能導致基金蒙受損失。
- 證券的ESG特徵可能會隨著時間而改變，在某些情況下，投資經理可能須被迫在不利時機 (單從財務角度來看) 出售該等證券，導致基金的價值下跌。
- 使用ESG準則亦可能導致基金集中投資於專注ESG的公司，而其價值可能會比其他具有更多元化投資組合的基金價值波動。
- 由於並無公認的原則和指標以評估ESG基金投資項目的可持續發展特徵，因此ESG評估方法缺乏標準化的分類法，不同ESG基金採用ESG準則的方式可能有所不同。

- 雖然基金在選擇投資時，可能會使用部份基於第三方資料的專有ESG評分程序，惟這些資料可能不完整、不準確或未能提供，因此會構成投資經理可能對證券或發行機構作出錯誤評估的風險。
- 評估證券的可持續發展特徵及證券選擇可能涉及投資經理的主觀判斷。因此，存在可能無法正確應用相關的可持續發展特徵，或基金可能間接投資於不符合相關可持續發展特徵的發行機構的風險，而且證券的可持續發展特徵可隨時間而改變。
- 在作出符合ESG排除準則的代理投票決定時，基金可能並不總遵循發行機構短期表現最大化原則。

人民幣貨幣及匯兌風險

- 本基金提供人民幣計值股份類別。
- 目前，人民幣可透過兩個市場進行交易：一是中國境內市場(在岸人民幣或CNY)，一是中國境外市場(主要為香港)(離岸人民幣或CNH)。雖然CNH及CNY是同一貨幣，但卻以不同的匯率買賣，而CNH與CNY的匯率走勢一旦出現區別，可能會對投資者造成不利影響，尤其是CNH匯率將用作釐定基金的股份價值。CNY不可自由兌換，並須受外匯管控，以及須符合中國政府的若干規定；而CNH則可自由買賣。以非人民幣作為基本貨幣的投資者可能須承受外匯風險，概不保證人民幣兌投資者的基本貨幣(例如美元、港元或澳元)將不會貶值。若人民幣貶值及/或引致人民幣貨幣兌換成本，將可對投資者在基金的投資價值造成負面影響。在若干特殊情況下，受到外匯管制及適用於人民幣的各項限制所影響，可能須延遲以人民幣支付的贖回付款及/或派息付款。

人民幣對沖股份類別

- 基金可就人民幣對沖股份類別使用對沖，以對沖該類別的貨幣風險。任何減少或消除某些風險的嘗試皆可能無法如願實現，並且若這些嘗試起到作用，則通常會在消除收益潛力的同時降低損失風險。對沖會產生成本，從而降低投資表現。因此，對於涉及在基金層面和股份類別層面進行對沖的任何股份類別，可能存在兩個層面的對沖，其中一些可能不會產生任何益處（例如，在基金層面，一隻基金可能對人民幣計價資產進行基金的基本貨幣對沖，而該基金的人民幣對沖股份類別則會反轉這一對沖）。

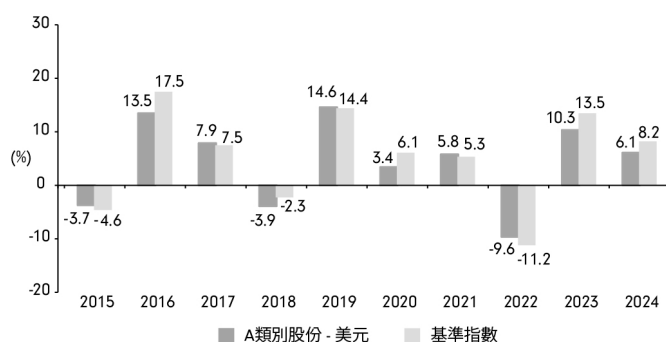
從基金的資本中及/或實際上從基金的資本中作出分派的相關風險

- 從資本中及/或實際上從資本中撥付股息即代表投資者獲付還或提取原有投資本金的部份金額，或從原有投資應佔的任何資本收益中獲付還或提取金額。任何該等分派可能導致每股/每單位資產淨值即時減少。
- 對沖股份類別的報價貨幣與基金的基本貨幣之間的利率差異，可能會為對沖股份類別的分派金額及資產淨值帶來負面影響，導致從資本中撥付的分派金額增加，進而令資本流失的程度高於其他非對沖股份類別。

金融衍生工具

- 基金的衍生工具風險承擔淨額最高為其資產淨值的50%。偶爾使用衍生工具可能會引發流動性風險、交易對手信貸風險、波幅風險、估值風險及場外交易市場交易風險。衍生工具的槓桿元素/成份可能導致基金所蒙受的損失顯著高於其投資於該金融衍生工具的金額。投資於金融衍生工具可能導致基金須承受錄得重大損失的高風險。

本基金過往的業績表現如何？



- 往績並非預測日後業績表現的指標。投資者未必能取回全部投資本金。
- 基金業績表現以曆年末的資產淨值作為比較基礎，股息會滾存再作投資。
- 有關數據顯示A類別股份-美元在有關曆年內的價值升跌幅度。業績表現以美元計算，當中反映出經常性開支，但不包括閣下可能須支付的認購費和贖回費。
- 基金推出日期：2001年
- A類別股份-美元推出日期：2001年
- A類別股份-美元獲選為最適合的股份類別代表，因其擁有最長過往紀錄及以基金報價貨幣計值。
- 基準為 ICE BofA US High Yield Constrained 指數。

本基金有否提供保證？

本基金並不提供任何保證。閣下未必能取回投資本金。

投資本基金涉及哪些費用及收費？

閣下或須繳付的收費

閣下就基金股份交易須繳付以下費用：

認購費	A類別股份—最高為資產淨值的3.5% I 類別股份—0% Y類別股份—0%
轉換費	一般最高為資產淨值的1%，但由毋須支付認購費的股份類別轉至其他須支付認購費的股份類別，須繳付的轉換費最高將相當於擬轉入股份類別的全部認購費
贖回費	不適用

基金持續繳付的費用

以下收費將從基金總值中扣除，閣下的投資回報將會因而減少：

管理費*	A類別股份—每年最高為資產淨值的1.00% I 類別股份—每年最高為資產淨值的0.65% Y類別股份—每年最高為資產淨值的0.65%
保管費	由資產淨值的0.003%至0.35%不等
表現費	不適用
行政費	最高為資產淨值的0.35%

* 每年管理費最高可上調至基金資產淨值的2%，閣下將在有關費用調整前最少三個月收到通知。

其他費用

基金股份交易或須繳付其他費用。所有其他費用及收費詳情載於香港發行文件。請注意，在向股東發出最少一個月事先通知後，部份費用最高可上調至指定的許可上限。詳情請參閱香港發行文件。

其他資料

- 在基金交易截止時間，即交易日下午五時（香港時間）或之前經我們收妥由閣下直接或透過分銷商提出的認購、贖回或轉換要求，一般按隨後釐定的股份價格執行。閣下在提出有關要求之前，應向分銷商查詢其內部交易截止時間（可能早於基金交易的截止時間）。
- 本基金在每個營業日計算資產淨值及公佈股份價格。基金資產淨值（A類別股份除外）將刊登於南華早報及香港經濟日報。A類別股份的資產淨值將於www.fidelity.com.hk *發佈。
- 投資者亦可於www.fidelity.com.hk *下載基金的股份類別代表及（如適用）可供香港投資者認購的其他股份類別的往績表現資料。
- 有關過去12個月從淨可分派收益及資本中撥付的股息成份詳情，可向香港代表索取，亦可於基金的網頁：https://www.fidelityinternational.com/legal/documents/FF/HK-zh_en/fdpc.ff.HK-zh_en.HK.pdf *下載。
- 投資者可致電富達投資熱線（電話：+852 2629 2629）取得中介機構的資料。

重要提示

閣下如有疑問，應諮詢專業意見。證監會對本概要的內容並不承擔任何責任，對其準確性或完整性亦不作出任何陳述。

*此網頁未經證監會審核。